



Description

- Temperature compensated crystal oscillator (TCXO)
- Model IQXT-200-1-B
- Model Issue number 1

Frequency Parameters

- Frequency 10.0MHz
- Frequency Tolerance @ 25°C $\pm 0.50\text{ppm}$
- Frequency Stability $\pm 0.28\text{ppm}$
- Operating Temperature Range -20.00 to 70.00°C
- Ageing $\pm 0.02\text{ppm}$ max per day, $\pm 1\text{ppm}$ max per year
- Supply Voltage Variation (measurement referenced to frequency observed with TA=25°C, Vs varied from 3.13V to 3.47V and load=15pF): $\pm 0.1\text{ppm}$ max
- Load Variation (5% load change measurement referenced to frequency observed with TA=25°C, Vs=3.3V and load=15pF): $\pm 0.1\text{ppm}$ max
- Frequency Stability: TA varied from -20°C to 70°C, measurement referenced to frequency observed with TA=25°C, Vs=3.3V, load=15pF and temperature variable speed less than 2°C per minute.
- Short Term Stability (@ 25°C after 10mins power on): 5E-10/s typ @ 10MHz
- Frequency Tolerance (measurement referenced to frequency observed with TA=25°C, Vs=3.3V and within 30 days after ex-works): $\pm 0.5\text{ppm}$
- Ageing: TA=25°C, Vs=3.3V and after 1hr of operation.

Electrical Parameters

- Supply Voltage 3.30V
- Supply Voltage Tolerance $\pm 5\%$
- Current Draw 10.00mA max
- Current: TA=25°C, Vs=3.3V and load=15pF

Output Details


- Output Compatibility HCMOS
- Output Load 15pF
- Rise and Fall time (10% - 90%) 8ns max
- Duty Cycle 45/55% max
- Output Low (@ Vs=3.3V, load=15pF): 0.4V max
- Output High (@ Vs=3.3V, load=15pF): 2.4V min

Noise Parameters

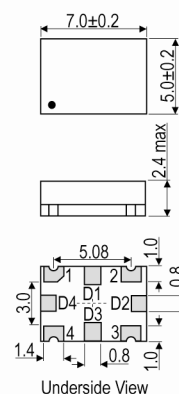
- Phase Noise (@ 10MHz typ):
 - 90dBc/Hz @ 10Hz
 - 115dBc/Hz @ 100Hz
 - 135dBc/Hz @ 1kHz
 - 145dBc/Hz @ 10kHz
 - 148dBc/Hz @ 100kHz
 - 150dBc/Hz @ 1MHz

Environmental Parameters

- Shock: IEC 60068-2-27, Test Ea: 100G acceleration for 6ms, sinewave, in 3 mutually perpendicular planes
- Vibration: IEC 60068-2-6, Test Fc: 10Hz-2000Hz, 0.75mm amplitude, 10G acceleration, 30mins per cycle, in 3 mutually perpendicular planes, test duration 2hrs
- Storage Temperature Range: -55 to 105°C
- ESD Level:
 - HBM, Class 2: 2000V to 4000V, JEDEC JS-001-2010
 - Machine Model, Class B: 200V to 400V, JEDEC JS-001-2010



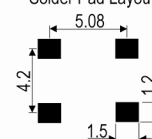
Outline (mm)



Pad Connections

1. N/C
 2. GND
 3. Output
 4. +Vs
- D1, D2, D3, D4. N/C

Solder Pad Layout



Sales Office Contact Details:

UK: +44 (0)1460 270200

Germany: +49 (0) 30 408 192 300

France: +33 (0)5 34 50 91 18

USA: +1 408.273.4530

Email: info@iqdfrequencyproducts.com

Web: www.iqdfrequencyproducts.com



Manufacturing Details

- Moisture Sensitivity Level: 2
- Maximum Reflow Temperature: 260°C (30secs max)

Compliance

- | | |
|----------------|-----------|
| ■ RoHS Status | Compliant |
| ■ REACH Status | Compliant |

Packaging

- | | |
|-------------------|--------------------|
| ■ Pack Type: Bulk | Loose in bulk pack |
| Pack Size | 1 |
- Alternative packing option available

This document is correct at the time of printing; please contact your local office for the latest version.

Sales Office Contact Details:

UK: +44 (0)1460 270200

Germany: +49 (0) 30 408 192 300

France: +33 (0)5 34 50 91 18

USA: +1 408.273.4530

Email: info@iqdfrequencyproducts.com

Web: www.iqdfrequencyproducts.com