



### Description

- Temperature compensated voltage controlled crystal oscillator (TCVCXO)

Model IQXT-200-4-B

Model Issue number 1

### Frequency Parameters

- Frequency 19.20MHz
- Frequency Tolerance @ 25°C  $\pm 0.50$ ppm
- Frequency Stability  $\pm 0.28$ ppm
- Operating Temperature Range -20.00 to 70.00°C
- Ageing  $\pm 0.02$ ppm max per day,  $\pm 1$ ppm max per year
- Supply Voltage Variation (measurement referenced to frequency observed with TA=25°C, Vs varied from 3.13V to 3.47V, VC=1.65V and load=10k $\Omega$ //10pF):  $\pm 0.1$ ppm max
- Load Variation (5% load change measurement referenced to frequency observed with TA=25°C, Vs=3.3V, VC=1.65V and load=10k $\Omega$ //10pF):  $\pm 0.1$ ppm max
- Frequency Tolerance (measurement referenced to frequency observed with TA=25°C, Vs=3.3V, VC=1.65V and within 30 days after ex-works):  $\pm 0.5$ ppm
- Short Term Stability (@ 25°C after 10mins power on): 5E-10/s typ @ 10MHz
- Frequency Stability: TA varied from -20°C to 70°C, measurement referenced to frequency observed with TA=25°C, Vs=3.3V, VC=1.65V, load=10k $\Omega$ //10pF and temperature variable speed less than 2°C per minute.
- Ageing: TA=25°C, Vs= 3.3V, VC=1.65V and after 1hr of operation.

### Electrical Parameters


- Supply Voltage 3.3V
- Supply Voltage Tolerance  $\pm 5\%$
- Current Draw 10.00mA max
- Current: TA=25°C, Vs=3.3V, VC=1.65V and load=10k $\Omega$ //10pF

### Frequency Adjustment

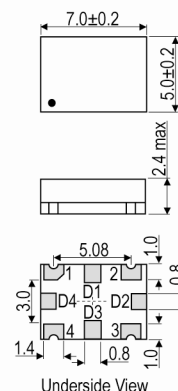
- Pulling  $\pm 10$ ppm to  $\pm 15$ ppm
- Control Voltage Details 1.65V  $\pm 1.65$ V
- Linearity:  $\pm 10\%$  max
- Input Impedance: 100k $\Omega$  min
- Slope: Positive

### Output Details

- Output Compatibility Clipped Sine
- Output Load 10k $\Omega$ //10pF
- Output Level: 0.8V pk-pk min
- Phase Noise (@ 10MHz typ):
  - 90dBc/Hz @ 10Hz
  - 115dBc/Hz @ 100Hz
  - 135dBc/Hz @ 1kHz
  - 145dBc/Hz @ 10kHz
  - 148dBc/Hz @ 100kHz
  - 150dBc/Hz @ 1MHz



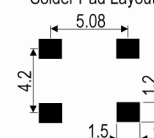
### Outline (mm)



#### Pad Connections

- Voltage Control
  - GND
  - Output
  - +Vs
- D1, D2, D3, D4. N/C

#### Solder Pad Layout



### Sales Office Contact Details:

UK: +44 (0)1460 270200

Germany: +49 (0) 30 408 192 300

France: +33 (0)5 34 50 91 18

USA: +1 408.273.4530

Email: [info@iqdfrequencyproducts.com](mailto:info@iqdfrequencyproducts.com)

Web: [www.iqdfrequencyproducts.com](http://www.iqdfrequencyproducts.com)



### Environmental Parameters

- Shock: IEC 60068-2-27, Test Ea: 100G acceleration for 6ms, sinewave, in 3 mutually perpendicular planes
- Vibration: IEC 60068-2-6, Test Fc: 10Hz-2000Hz, 0.75mm amplitude, 10G acceleration, 30mins per cycle, in 3 mutually perpendicular planes, test duration 2hrs
- Storage Temperature Range: -55 to 105°C
- ESD Level:  
HBM, Class 2: 2000V to 4000V, JEDEC JS-001-2010  
Machine Model, Class B: 200V to 400V, JEDEC JS-001-2010

### Manufacturing Details

- Moisture Sensitivity Level: 2
- Maximum Reflow Temperature: 260°C (30secs max)

### Compliance

- RoHS Status Compliant
- REACh Status Compliant

### Packaging

- Pack Type: Reel Tape & reel in accordance with EIA-481-D
- Pack Size 600
- Alternative packing option available

*This document is correct at the time of printing; please contact your local office for the latest version.*

### Sales Office Contact Details:

UK: +44 (0)1460 270200

Germany: +49 (0) 30 408 192 300

France: +33 (0)5 34 50 91 18

USA: +1 408.273.4530

Email: [info@iqdfrequencyproducts.com](mailto:info@iqdfrequencyproducts.com)

Web: [www.iqdfrequencyproducts.com](http://www.iqdfrequencyproducts.com)