

Plug-In Two-Way Power Divider, 5 - 500 MHz

Rev. V3

Features

- Low Cost
- Convenient Plug-In Mounting
- Impedance: 50 Ohms Nominal
- Maximum Power Rating or Input Power: 1 Watt Max.
- Internal Load Dissipation: 0.125 Watts Max.
- MIL-STD-202 Screening Available

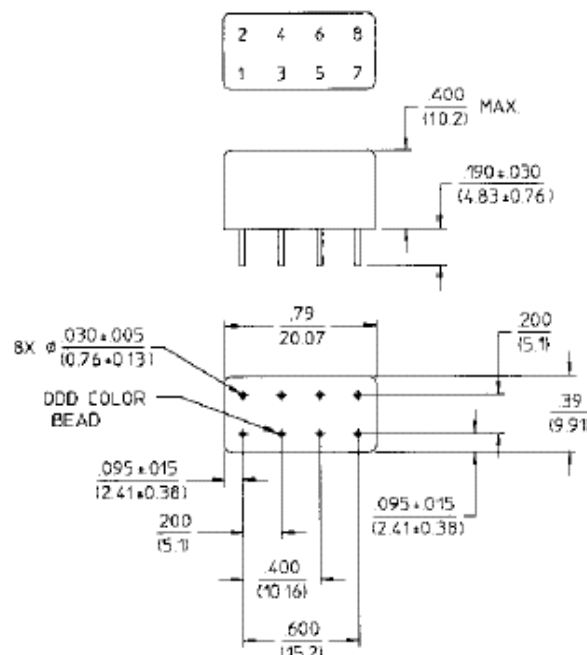
RH-1

Description

A Power Divider is ideally a lossless reciprocal device which can also perform vector summation of two or more signals and thus is sometimes called a power combiner or summer.

Pin Configuration

Pin No.	Function	Pin No.	Function
1	Σ	5	Output
2	GND	6	Output
3	GND	7	GND
4	GND	8	GND



Dimensions in ϕ are in mm
Unless Otherwise Noted: XXX = ± 0.010 (XX = ± 0.25)
WEIGHT (APPROX): 0.23 OUNCES 6.5 GRAMS

Electrical Specifications¹: $T_A = -55^\circ\text{C}$ to $+85^\circ\text{C}$

Parameter	Test Conditions	Frequency	Units	Min	Typ	Max
Insertion Loss	Less Coupling	10 - 200 MHz 5 - 500 MHz	dB dB	— —	— —	0.5 1.0
Isolation	—	5 - 500 MHz	dB	18	—	—
Amplitude Balance	—	5 - 500 MHz	dB	—	—	0.2
Phase Balance	—	5 - 500 MHz	$^\circ$	—	—	2
VSWR	All Ports	5 - 500 MHz	Ratio	—	—	1.5:1

1. All specifications apply with 50 ohm source and load impedance.

This product contains elements protected by United States Patent Number 3,428,920.

ADVANCED: Data Sheets contain information regarding a product M/A-COM Technology Solutions is considering for development. Performance is based on target specifications, simulated results, and/or prototype measurements. Commitment to develop is not guaranteed.

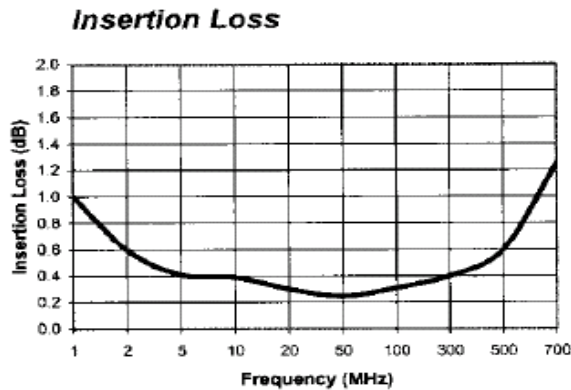
PRELIMINARY: Data Sheets contain information regarding a product M/A-COM Technology Solutions has under development. Performance is based on engineering tests. Specifications are typical. Mechanical outline has been fixed. Engineering samples and/or test data may be available. Commitment to produce in volume is not guaranteed.

• **North America** Tel: 800.366.2266 • **Europe** Tel: +353.21.244.6400
• **India** Tel: +91.80.4155721 • **China** Tel: +86.21.2407.1588
Visit www.macomtech.com for additional data sheets and product information.

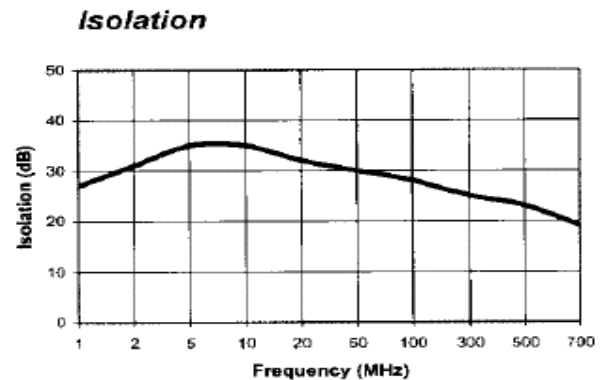
M/A-COM Technology Solutions Inc. and its affiliates reserve the right to make changes to the product(s) or information contained herein without notice.

Typical Performance Curves

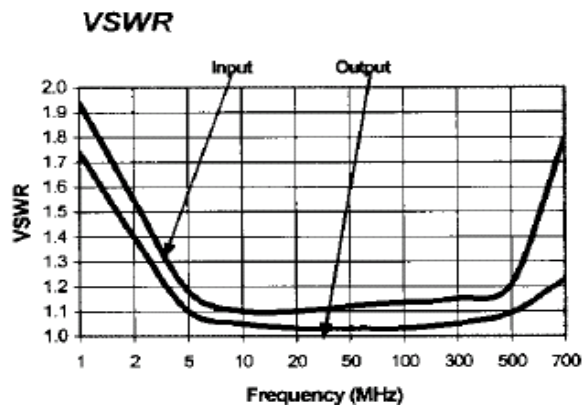
Insertion Loss



Isolation



VSWR



Ordering Information

Part Number	Package
DS-318 PIN	RH-1