

CATV Diplex Filter 5 - 42 / 54 - 1100 MHz


V2

Features

- 75 Ohm
- Surface Mount
- RoHS* Compliant
- RoHS version of MAFLES0083
- Technology used in this product is patent pending

Description

M/A-COM's MAFL-008098-CD0550 is a low cost, non hermetically sealed Diplex Filter unit designed for CATV applications.

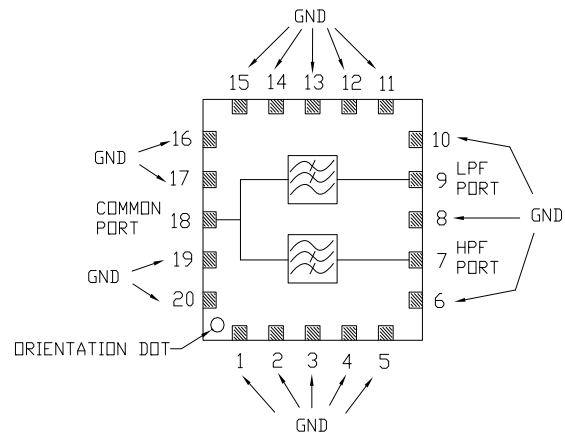


Absolute Maximum Ratings ^{1,2}

Parameter	Absolute Maximum
RF Power	250mW
DC Current	30mA
Operating Temperature	-40°C to +85°C
Storage Temperature	-40°C to +85°C

1. Exceeding any one or combination of these limits may cause permanent damage to this device.
2. M/A-COM does not recommend sustained operation near these survivability limits.

Functional Schematic



Pin Configuration

Function	Pin Number
Common Port	18
Low Pass Port	9
High Pass Port	7
Ground	1-6, 8, 10-17, 19, 20
Not connected	-

Ordering Information

Part Number	Package
MAFL-008098-CD0550	50 Piece Reel
MAFL-008098-CD05TB	Customer Test Board

* Restrictions on Hazardous Substances, European Union Directive 2002/95/EC.

1
ADVANCED: Data Sheets contain information regarding a product M/A-COM Technology Solutions is considering for development. Performance is based on target specifications, simulated results, and/or prototype measurements. Commitment to develop is not guaranteed.
PRELIMINARY: Data Sheets contain information regarding a product M/A-COM Technology Solutions has under development. Performance is based on engineering tests. Specifications are typical. Mechanical outline has been fixed. Engineering samples and/or test data may be available. Commitment to produce in volume is not guaranteed.

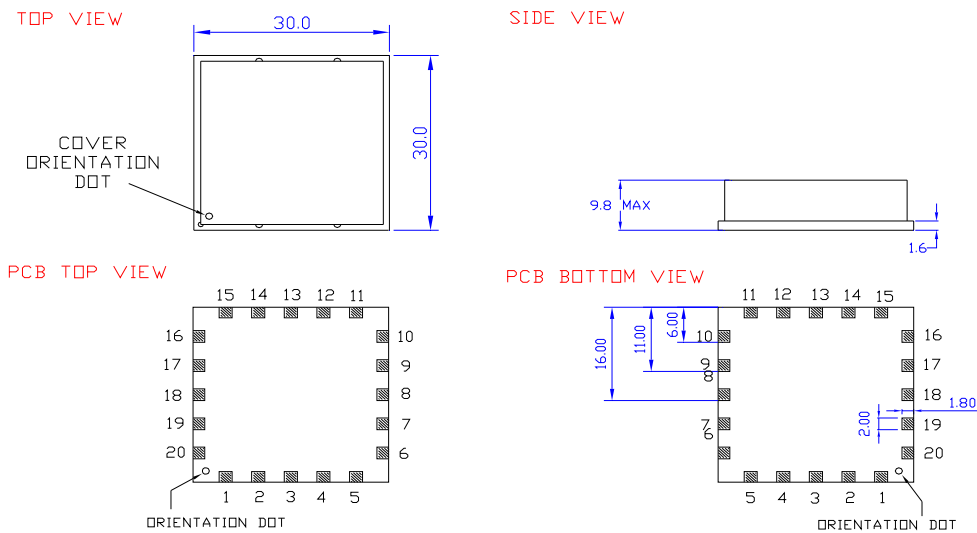
• North America Tel: 800.366.2266 • Europe Tel: +353.21.244.6400
 • India Tel: +91.80.4155721 • China Tel: +86.21.2407.1588
 Visit www.macomtech.com for additional data sheets and product information.

M/A-COM Technology Solutions Inc. and its affiliates reserve the right to make changes to the product(s) or information contained herein without notice.

CATV Diplex Filter 5 - 42 / 54 - 1100 MHz

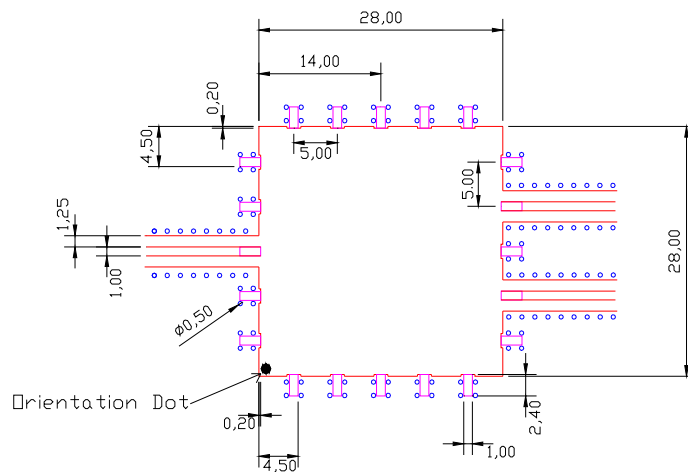
V2

SM-85 Case Style



Dimensions in mm. Tolerance: .x ± 0.1, .xx ± 0.05

Recommended PCB Configuration



Dimensions in mm. Tolerance: .x ± 0.1, .xx ± 0.05

CATV Diplex Filter
5 - 42 / 54 - 1100 MHz

V2

Electrical Specifications: $T_A = 25^\circ\text{C}$, $Z_0 = 75\Omega$

Parameter	Test Conditions	Units	Min.	Typ.	Max.
Frequency Range	5 – 1100 MHz	MHz			
Low Pass Cutoff	42 MHz	MHz	-	-	-
Low Pass Reject	54 MHz	MHz	-	-	-
High Pass Cutoff	54 MHz	MHz	-	-	-
Insertion Loss					
Pass Band	5 – 42 MHz	dB	-	0.5	1.2
Pass Band	54 – 1100 MHz	dB	-	0.5	1.1
Insertion Loss Flatness	5 – 42 MHz	dB	-	-	0.5
Isolation					
Stop Band	5 – 42 MHz	dB	45	50	-
Stop Band	54 – 900 MHz	dB	45	50	-
Return Loss Input Port					
	5 – 42 MHz	dB	18	21	-
	54 – 900 MHz	dB	18	21	-
Return Loss Low Pass Port	5 – 42 MHz	dB	18	21	-
Return Loss High Pass Port	54 – 900 MHz	dB	18	21	-

Additional Specifications

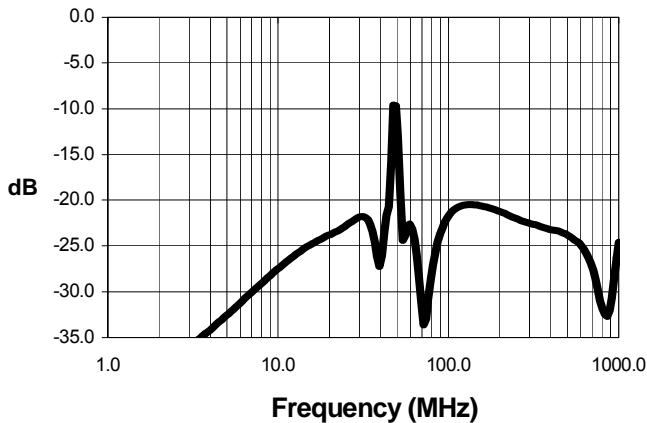
Group Delay (nSec)
38.5 – 42 MHz \leq 20ns
54 – 57.5 MHz \leq 20ns

CATV Diplex Filter 5 - 42 / 54 - 1100 MHz

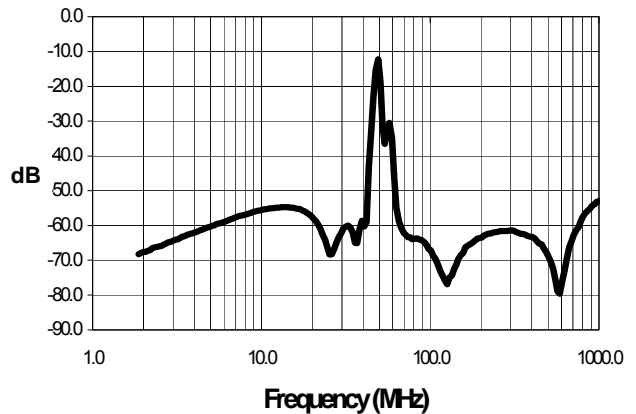
V2

Typical Performance

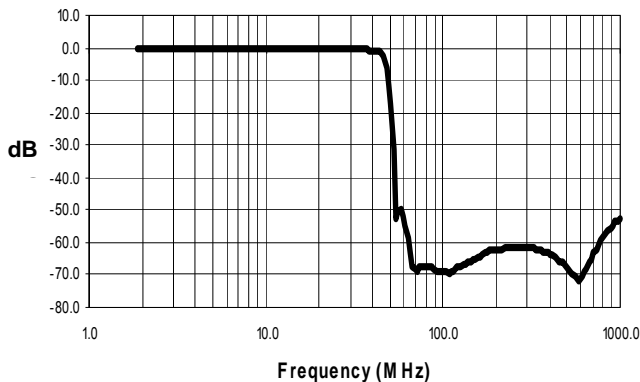
Input Return Loss



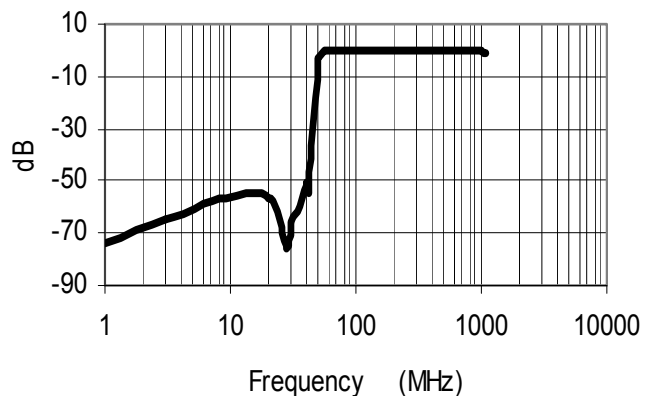
Filter Isolation



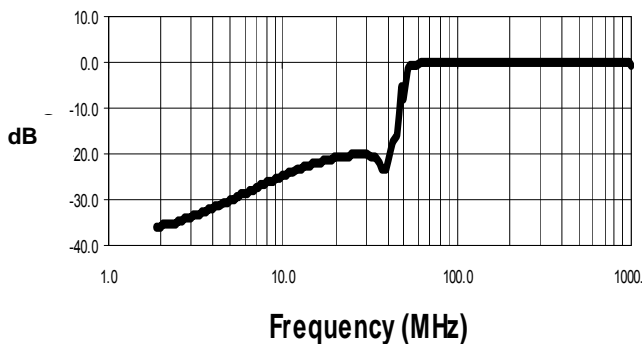
Low Pass Filter Insertion Loss



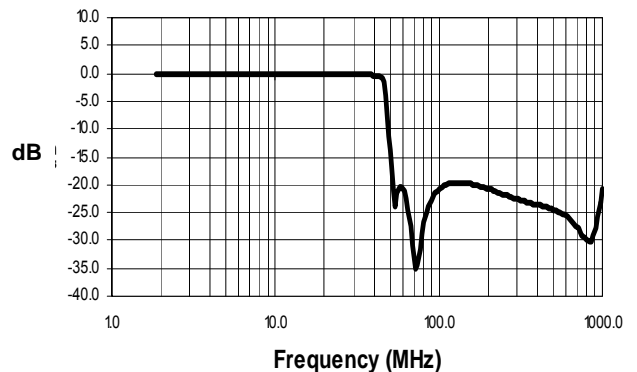
High Pass Filter Insertion Loss



Low Pass Filter Output Return Loss



High Pass Filter Output Return Loss



ADVANCED: Data Sheets contain information regarding a product M/A-COM Technology Solutions is considering for development. Performance is based on target specifications, simulated results, and/or prototype measurements. Commitment to develop is not guaranteed.

PRELIMINARY: Data Sheets contain information regarding a product M/A-COM Technology Solutions has under development. Performance is based on engineering tests. Specifications are typical. Mechanical outline has been fixed. Engineering samples and/or test data may be available. Commitment to produce in volume is not guaranteed.

• **North America** Tel: 800.366.2266 • **Europe** Tel: +353.21.244.6400
• **India** Tel: +91.80.4155721 • **China** Tel: +86.21.2407.1588

Visit www.macomtech.com for additional data sheets and product information.

M/A-COM Technology Solutions Inc. and its affiliates reserve the right to make changes to the product(s) or information contained herein without notice.