

## MoCA Triplex Filter

5 - 85 / 105 - 1002 / 1125 - 1675 MHz

Rev. V1

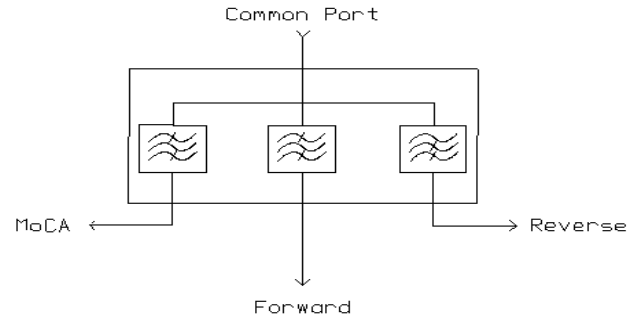
### Description

- MACOM Technology Solution's MAFL-011026 is a surface mount triplex filter designed for MoCA applications

### Features

- 75 Ohm
- SMT unit
- RoHS compliant

### Block Diagram



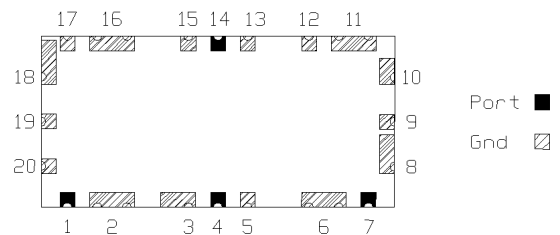
Electrical specifications:  $T_A = 25^\circ\text{C}$ ,  $Z_0 = 75\Omega$

Parameter	Units	Min	Typ	Max
<b>Reverse Path Insertion loss</b>				
5-85 MHz	dB	-	1.2	1.5
<b>Rejection</b>				
105-126 MHz	dB	62	70	-
126-860 MHz	dB	64	70	-
860-1002 MHz	dB	64	70	-
1125-1675 MHz	dB	60	64	-
1675-3000 MHz	dB	30	50	-
<b>Forward path Insertion loss</b>				
105-126 MHz	dB	-	1.5	2.0
126-860 MHz	dB	-	0.75	1.5
860-1002 MHz	dB	-	2.5	2.75
<b>Rejection</b>				
5-38 MHz	dB	50	55	-
38-85 MHz	dB	43	45	-
1125 - 1675 MHz	dB	43	45	-
1675-3000 MHz	dB	20	30	-
<b>MoCA Path Insertion Loss</b>				
1125-1150 MHz	dB	-	2.8	3.0
1150-1650 MHz	dB	-	2.5	2.7
1650-1675 MHz	dB	-	2.5	3.0
<b>Rejection</b>				
5-85 MHz	dB	49	70	-
85-1002 MHz	dB	49	55	-
2300-3000 MHz	dB	25	35	-

Parameter	Units	Min	Typ	Max
<b>Input Return Loss</b>				
5-85 MHz	dB	16	18	-
105-860MHz	dB	16	18	-
860-1002MHz	dB	12	16	-
1125-1675 MHz	dB	12	16	-
<b>Isolation</b>				
<b>Forward to Reverse</b>				
5-38 MHz	dB	55	58	-
38-85 MHz	dB	43	45	-
105-126 MHz	dB	60	65	-
126-860 MHz	dB	60	65	-
860-1002 MHz	dB	60	65	-
<b>Forward to MoCA</b>				
5-85 MHz	dB	49	70	-
105-126 MHz	dB	49	70	-
126-860 MHz	dB	49	53	-
860-1002 MHz	dB	49	55	-
1125-1150 MHz	dB	43	45	-
1150-1650 MHz	dB	43	50	-
1650-1675 MHz	dB	43	50	-

### Pin Configuration

Function	Pin Number
MoCA Port	1
Forward Port	4
Reverse Port	7
Common Port	14
Ground	2, 3, 5, 6, 8-13, 15-20



### Recommended Maximum Ratings

Parameter	Absolute maximum
RF power	250mW
DC current	30mA
Operating temperature	-40°C to +85°C
Storage temperature	-40°C to +85°C

\* Restrictions on Hazardous Substances, European Union Directive 2002/95/EC.

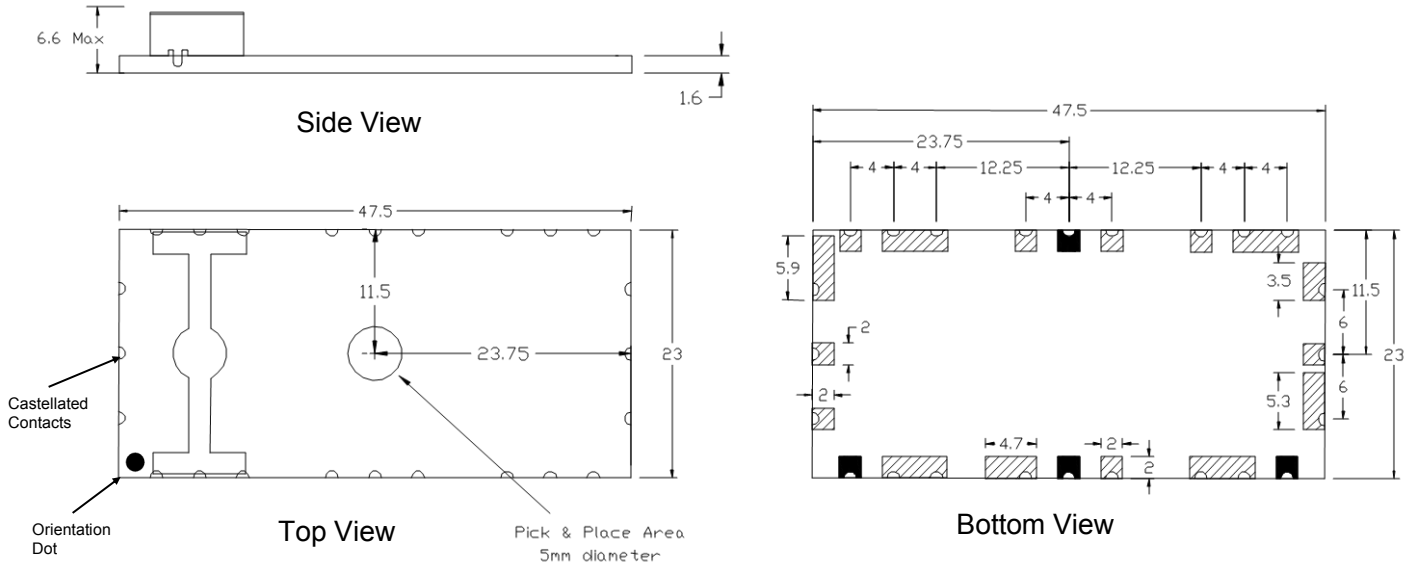
ct(s) or information contained herein without notice.  
ct information.

- **North America** Tel: 800.366.2266 / Fax: 978.366.2266
- **Europe** Tel: 44.1908.574.200 / Fax: 44.1908.574.300
- **Asia/Pacific** Tel: 81.44.844.8296 / Fax: 81.44.844.8298

## MoCA Triplex Filter 5 - 85 / 105 - 1002 / 1125 - 1675 MHz

Rev. V1

### Filter Dimensions

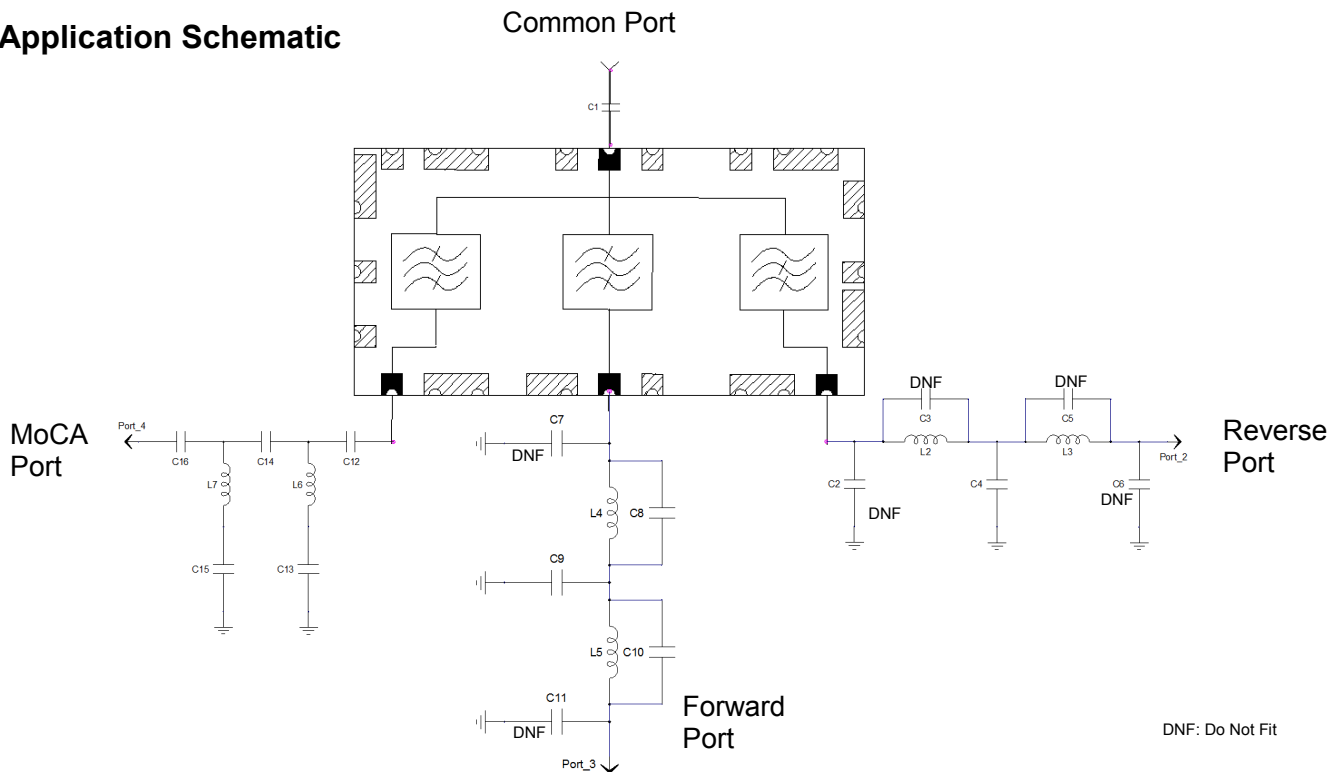


Dimensions in mm. Tolerance:  $.x \pm 0.1$  unless otherwise noted

Solder Resist Colour: Black

PCB Pad Finish: ENIG

### Application Schematic



M/A-COM Technology Solutions Inc. (MACOM) and its affiliates reserve the right to make changes to the product(s) or information contained herein without notice. Visit [www.macomtech.com](http://www.macomtech.com) for additional data sheets and product information.

- **North America** Tel: 800.366.2266 / Fax: 978.366.2266
- **Europe** Tel: 44.1908.574.200 / Fax: 44.1908.574.300
- **Asia/Pacific** Tel: 81.44.844.8296 / Fax: 81.44.844.8298

## MoCA Triplex Filter

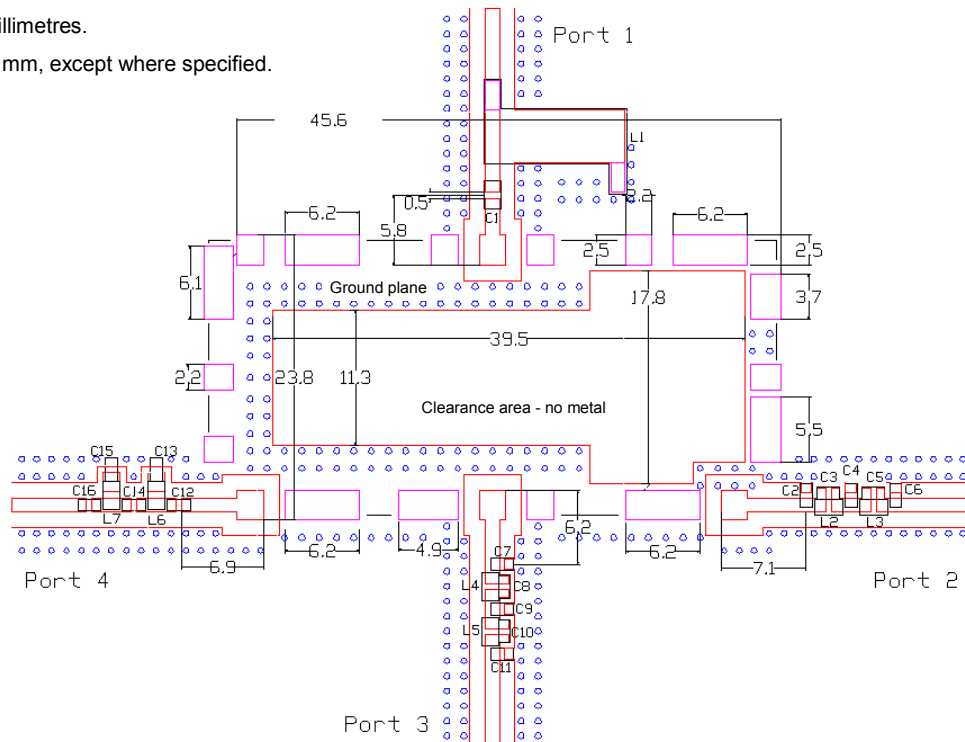
5 - 85 / 105 - 1002 / 1125 - 1675 MHz

Rev. V1

### Recommended Application Layout

Dimensions are millimetres.

Tolerance:  $.x \pm 0.1\text{mm}$ , except where specified.



- NOTE: Any deviation from recommended footprint will compromise the filter performance
- For optimal filter performance the 4 transmission lines need to be at 75  $\Omega$  impedance
  - Substrate is 1.6mm thick FR4
  - Track dimension = 1.15mm
  - Gap dimension = 1.3mm

### Recommended Component Values

Description Ref	Des	Qty
RES,SMT,0603,Zero Ohm	C1,L3	2
Do Not Fit (DNF)	C2,C3,C4,C5,C6,C7,C11,L1	8
CAP,SMT,0402,2.7pF, +/- .25%, 50V,C0G	C8	1
CAP,SMT,0402,1.3pF +/-0.1pF, 50V, C0G	C9	1
CAP,SMT,0402,0.6pF,+/-0.1pF,50V,C0G	C10	1
CAP,SMT,0402,2.0pF,+/-0.1pF,50V,COG	C12	1
CAP,SMT,0402,7.5pF,+/-0.25pF,50V,C0G	C13	1
RES,SMT,0402,Zero Ohm	C14,C16	2
CAP,SMT,0402,3.9pF,+/-2%,50V,C0G	C15	1
IND, SMT, 0603, 82nH (Coil Craft Wire Ind)	L2	1
IND, SMT, 0603, 5.6nH (Coil Craft Wire Ind)	L4	1
IND, SMT, 0603, 6.8nH (Coil Craft Wire Ind)	L5	1
IND,SMT,0603,12nH	L6	1
IND,SMT,0603,22nH	L7	1

- It is not recommended to run tracks under the filter.
- RF shield should be kept a minimum of 10mm above the filter
- A ground is required on the top layer of the application PCB. Recommended ground pattern shown. A clearance area in the centre of the application ground is required as shown.
- This ground plane is connected to the filter ground plane and forms a 75  $\Omega$  co-planar wave guide for the input and output RF transmission lines.

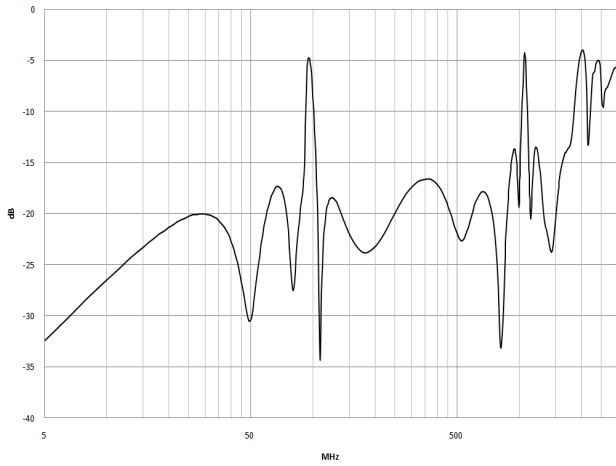
M/A-COM Technology Solutions Inc. (MACOM) and its affiliates reserve the right to make changes to the product(s) or information contained herein without notice. Visit [www.macomtech.com](http://www.macomtech.com) for additional data sheets and product information.

- **North America** Tel: 800.366.2266 / Fax: 978.366.2266
- **Europe** Tel: 44.1908.574.200 / Fax: 44.1908.574.300
- **Asia/Pacific** Tel: 81.44.844.8296 / Fax: 81.44.844.8298

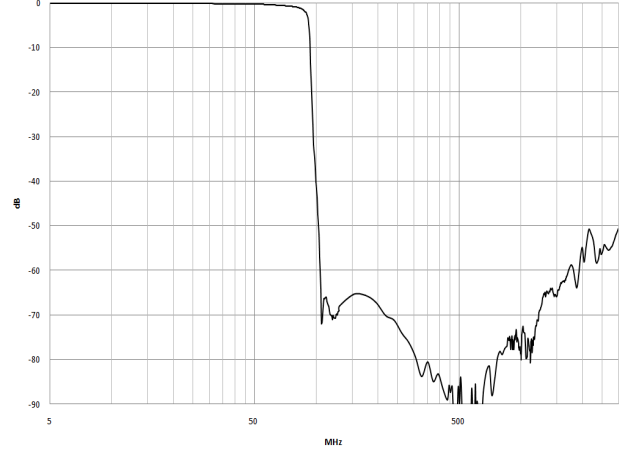
## MoCA Triplex Filter 5 - 85 / 105 - 1002 / 1125 - 1675 MHz

Rev. V1

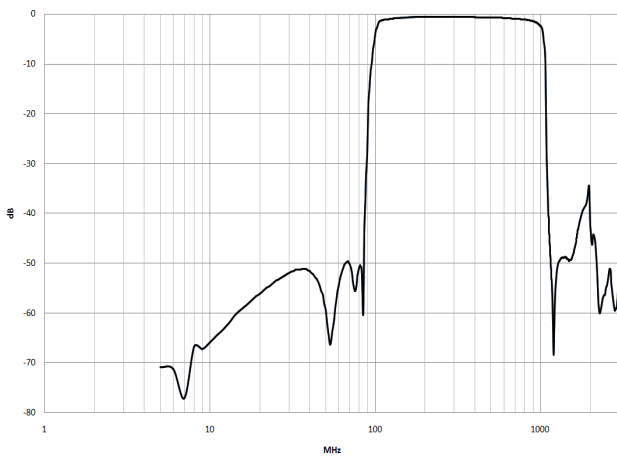
### Common Port Return Loss



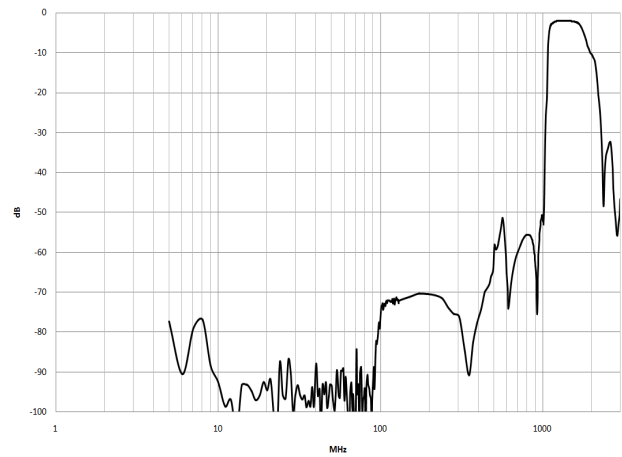
### Reverse Path



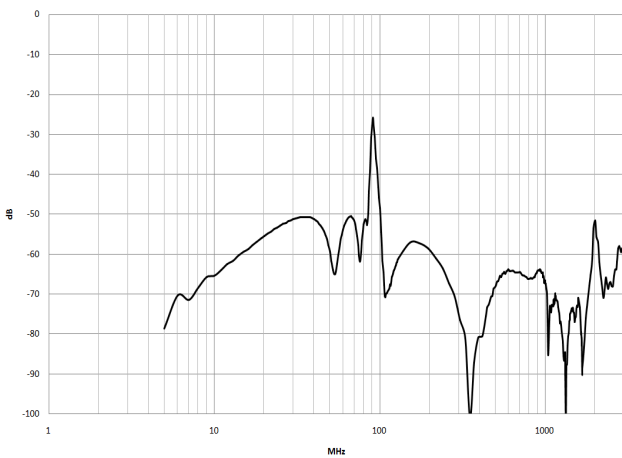
### Forward Path



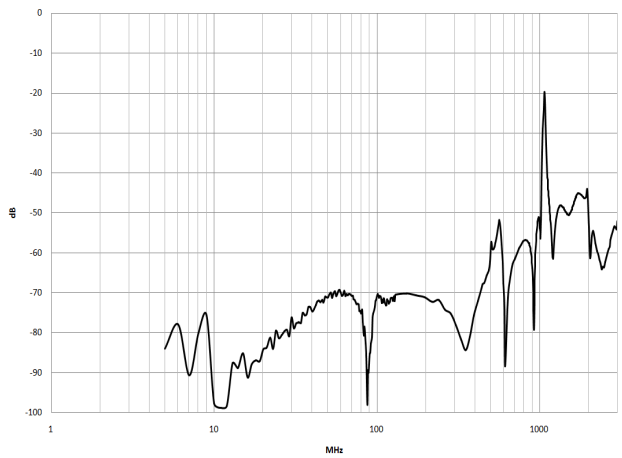
### MoCA Path



### Reverse to Forward Path Isolation



### Forward to MoCA Path Isolation



M/A-COM Technology Solutions Inc. (MACOM) and its affiliates reserve the right to make changes to the product(s) or information contained herein without notice. Visit [www.macomtech.com](http://www.macomtech.com) for additional data sheets and product information.

- **North America** Tel: 800.366.2266 / Fax: 978.366.2266
- **Europe** Tel: 44.1908.574.200 / Fax: 44.1908.574.300
- **Asia/Pacific** Tel: 81.44.844.8296 / Fax: 81.44.844.8298

# MAFL-011026



## MoCA Triplex Filter

5 - 85 / 105 - 1002 / 1125 - 1675 MHz

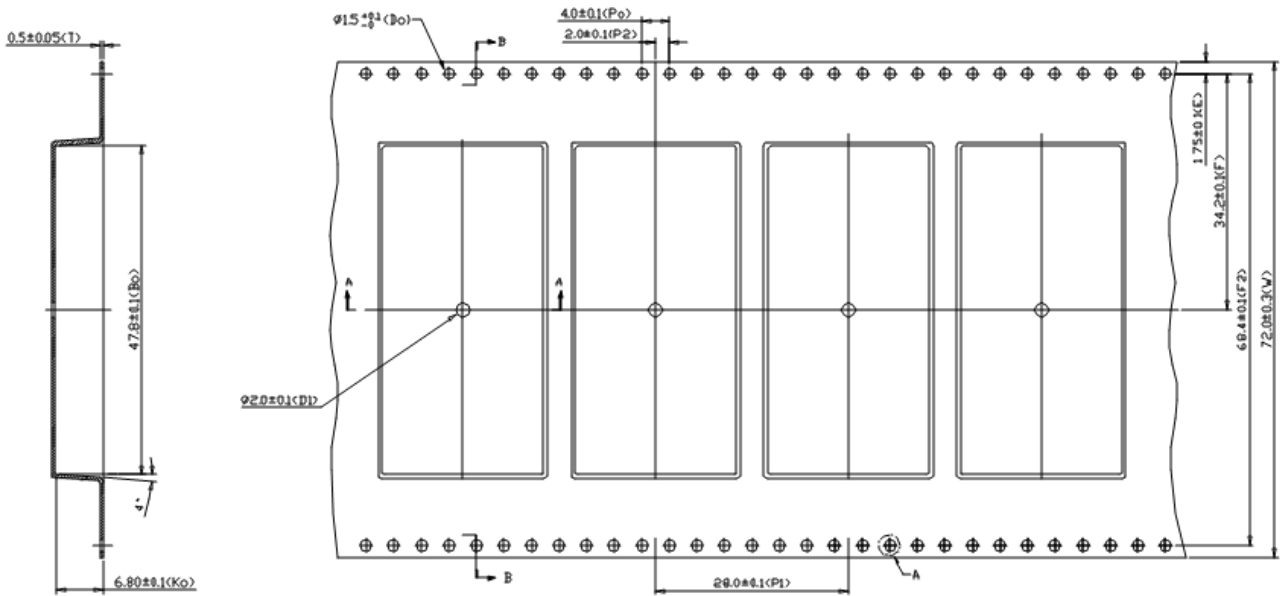
Rev. V1

### Tape & Reel Information

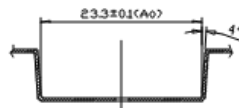
Parameter	Units	Value
Qty per reel	-	200
Reel Size	mm	330
Tape Width	mm	72.0
Pitch	mm	28.0
Ao	mm	23.3
Bo	mm	47.8
Ko	mm	6.8
Orientation	-	F54
Reference Application Note ANI-019 for orientation		

### Ordering Information

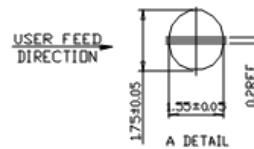
Part Number	Package
MAFL-011026	Tape & Reel



Section B-B



Section A-A



M/A-COM Technology Solutions Inc. (MACOM) and its affiliates reserve the right to make changes to the product(s) or information contained herein without notice. Visit [www.macomtech.com](http://www.macomtech.com) for additional data sheets and product information.

- North America Tel: 800.366.2266 / Fax: 978.366.2266
- Europe Tel: 44.1908.574.200 / Fax: 44.1908.574.300
- Asia/Pacific Tel: 81.44.844.8296 / Fax: 81.44.844.8298