

# ADAPTERS, BETWEEN SERIES

1.85mm / SMPM, DC - 65 GHz

## SPECIFICATIONS:

Models: 5296, 5297, 5298, 5299

### Electrical:

Frequency Range \_\_\_\_\_ DC - 65 GHz  
VSWR \_\_\_\_\_  
DC - 26.5 GHz \_\_\_\_\_ 1.20:1 Max.  
26.5 - 65 GHz \_\_\_\_\_ 1.40:1 Max.  
Impedance \_\_\_\_\_ 50 Ohms  
Operating Temp. Range \_\_\_\_\_ -20°C to +85°C

### Mechanical:

1.85mm Connectors \_\_\_\_\_ Passivated Stainless Steel  
(Mates with 2.4mm & V\* Connectors)  
SMPM Connectors \_\_\_\_\_ Gold Plated Beryllium Copper  
(Mates with GPP0\*\* Connectors)  
Conductors \_\_\_\_\_ Gold Plated Beryllium Copper

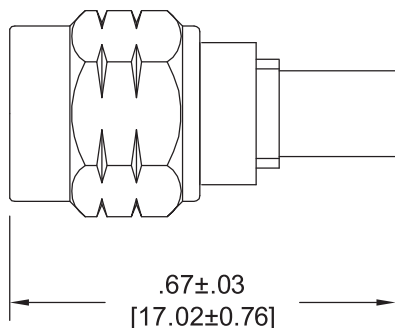
\*V is a trademark of Anritsu Corp.

\*\*GPP0 is a trademark of Corning Gilbert, Inc.



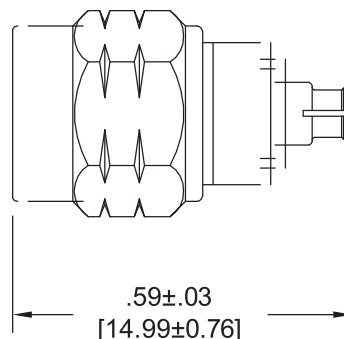
Model Number: **5296**

1.85mm MALE / SMPM MALE



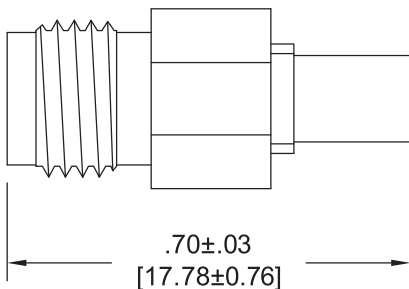
Model Number: **5297**

1.85mm MALE / SMPM FEMALE



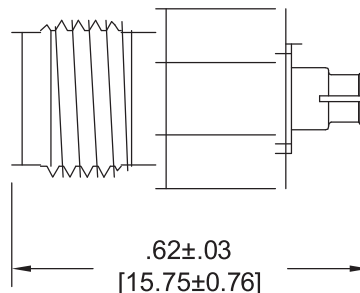
Model Number: **5298**

1.85mm FEMALE / SMPM MALE



Model Number: **5299**

1.85mm FEMALE / SMPM FEMALE



Note: Dimensions in Brackets are Expressed in Millimeters and are for Reference Only.  
Design specifications are subject to change without notice.  
Contact factory for technical specifications before purchasing or use.



5296; REV A

Aeroflex / Inmet, Inc. • 300 Dino Drive, Ann Arbor, MI 48103 • U.S.A.  
888-244-6638 or 734-426-5553 • FAX: 734-426-5557  
www.aeroflex.com/inmet • inmet@aeroflex.com

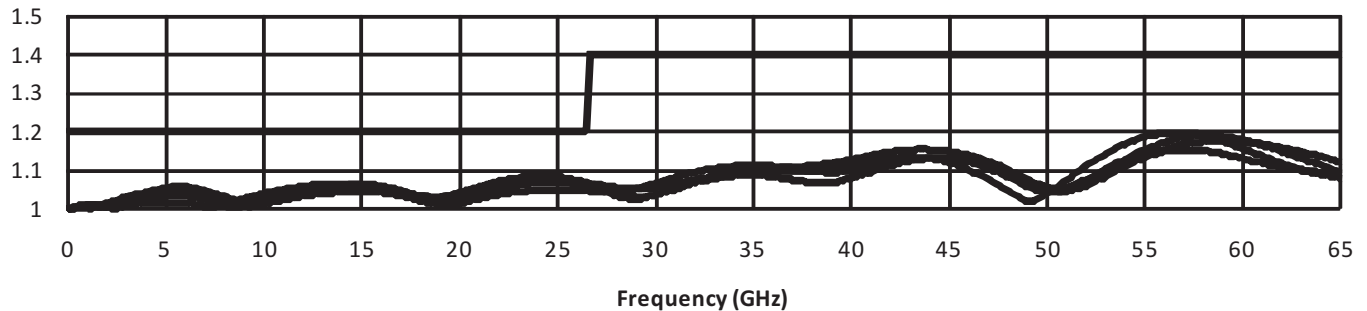
PROPRIETARY NOTICE

THE INFORMATION CONTAINED  
IN THIS DRAWING IS PROPRIETARY  
AND SHALL NOT BE USED OR  
DISCLOSED WITHOUT THE PRIOR  
WRITTEN PERMISSION OF  
AEROFLEX/INMET INC.

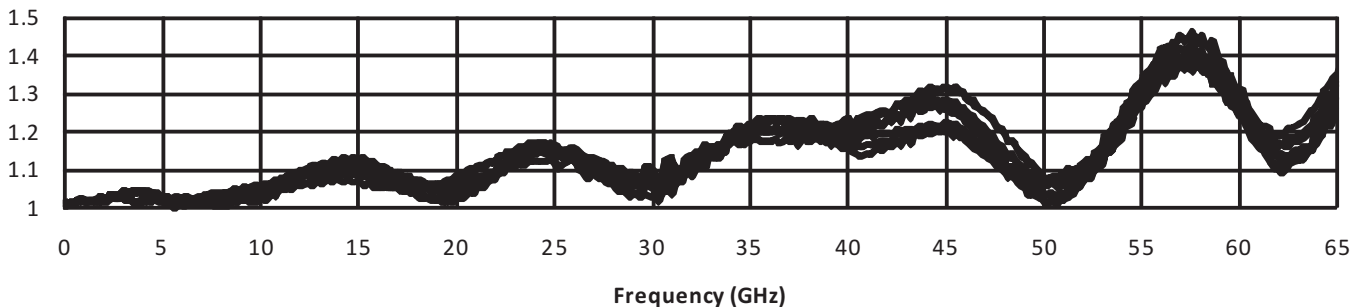
REVISIONS

LTR	DESCRIPTION	DATE	DCN NO.
A	NEW DRAWING	2/9/11	10-00174

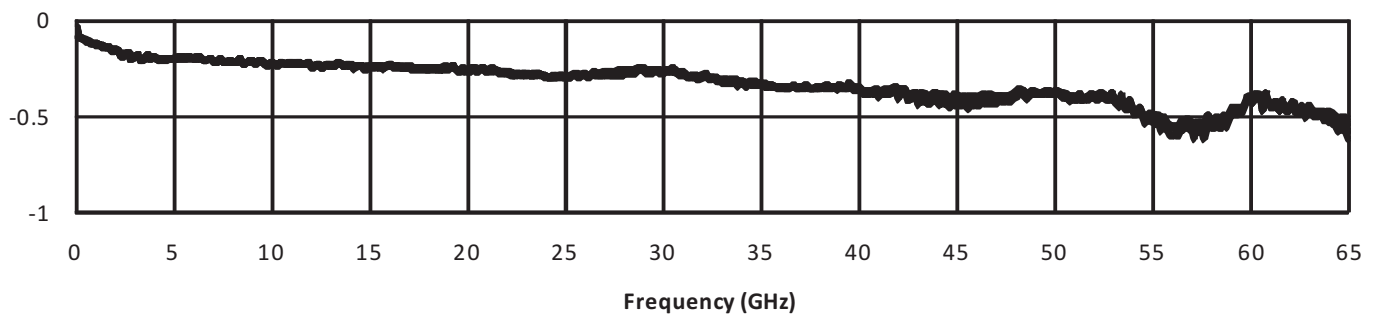
Typical VSWR (Gated)



Typical VSWR (Adapters tested in pairs)



Typical Insertion Loss (dB) (Adapters tested in pairs)



UNLESS OTHERWISE SPECIFIED  
DIMENSIONS ARE IN INCHES  
TOLERANCES

DECIMAL ANGULAR  
.XX ± .01 ±  
.XXX ± .005  
DO NOT SCALE DRAWING

MATERIAL:

FINISH

SIMILAR TO

WEIGHT (gr)

CONTRACT NO.

CHECKED

EJM

ENGINEERING

JRW

MANUFACTURING

JO

QUAL. ASSURANCE

JMB

MARKETING

NH

DATE

2/11/11

2/11/11

2/15/11

3/2/11

3/3/11

**AEROFLEX**  
**INMET**

300 DINO DRIVE  
ANN ARBOR, MI 48103  
TELEPHONE (734) 426-5553  
FACSIMILE (734) 426-5557

TITLE:

OUTLINE DRAWING, ADAPTER  
BETWEEN SERIES, 1.85mm TO SMPM  
DC - 65 GHz, 50 OHMS  
MODELS 5296, 5297, 5298, 5299

SIZE

A

FSCM NO.

64671

DWG. NO.

5296

SCALE

3:1

RELEASE DATE

SHEET

2

OF 2