

ADAPTERS, BETWEEN-SERIES

Type N / TNC, up to 18 GHz, Flange Mount

SPECIFICATIONS:

Models: 5326, 5327, 5328, 5329

RoHS
Compliant

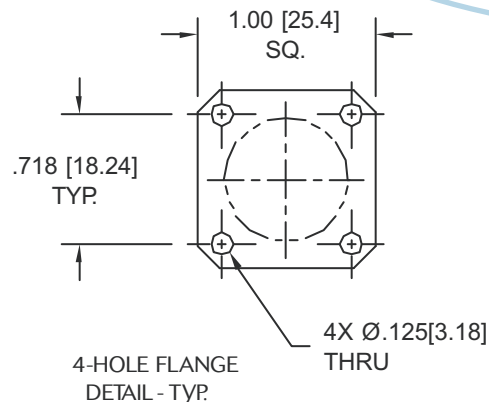
AEROFLEX
A passion for performance.

Electrical:

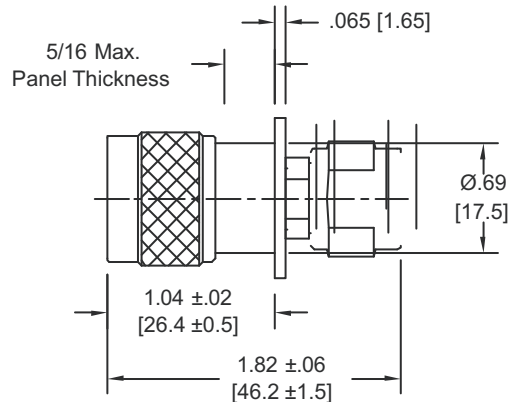
Frequency Range _____ DC - 18 GHz
Standard Freq. Values _____ 18 GHz
VSWR _____
DC - 4 GHz _____ 1.04:1 Max.
4 - 8 GHz _____ 1.07:1 Max.
8 - 18 GHz _____ 1.12:1 Max.
Impedance _____ 50 Ohms
Operating Temp Range _____ -65°C to +125°C

Mechanical:

Connectors _____ Passivated Stainless Steel
Mates with MIL-STD-348 _____
Conductors _____ Gold Plated Beryllium Copper

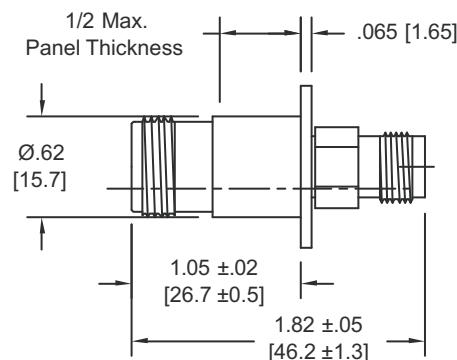


Model Number: **5326**
Type N Male / TNC Male
Length: $1.82 \pm .06$ [46.2 \pm 1.5]
As Pictured



Model Number: **5327**
Type N Male / TNC Female
Length: $1.80 \pm .05$ [45.7 \pm 1.3]
Not Shown

Model Number: **5328**
Type N Female / TNC Male
Length: $1.84 \pm .05$ [46.7 \pm 1.3]
Not Shown



Model Number: **5329**
Type N Female / TNC Female
Length: $1.82 \pm .05$ [46.2 \pm 1.3]
As Pictured

HOW TO ORDER:

Model Number: **532X**
Base Number _____
Frequency Range _____
= DC - 18 GHz

Ordering Examples:

Model Number: **5329**
DC - 18 GHz; Type N Fem/TNC Fem

Note: Dimensions in Brackets are Expressed in Millimeters and are for Reference Only.

5326: REVA (M)

AEROFLEX
INMET

Aeroflex / Inmet, Inc. • 300 Dino Drive, Ann Arbor, MI 48103 • U.S.A.
888-244-6638 or 734-426-5553 • FAX: 734-426-5557
www.aeroflex-inmet.com • inmet-sales@eroflex.com