

Gore Cable Assembly Builder

Microwave Assembly Part Number **FB0HA0HD0250**

W. L. Gore & Associates has developed and proven a wide range of products specifically tailored to the RF / microwave industry. Since 1976, when Gore first introduced our microwave assemblies, Gore has remained a worldwide leader in providing custom microwave assemblies for demanding applications. Typical applications using GORE & Microwave Assemblies include: test, aerospace, defense, telecommunications and general purpose. With an unmatched history in demanding environments, you may be assured that Gore will provide the reliable products necessary to meet your individual system requirements.

GORE™ VNA Microwave Test Assemblies provide the ultimate in performance for precision test applications through 67 GHz, where constant and/or highly repetitive movements occur, as with a vector network analyzer. Extremely precise phase and amplitude stability versus flexure provides the highest accuracy and the greatest time interval between recalibrations.

A unique, patented armor system provides a high degree of limpness and low springback while assuring long flex life. These assemblies employ NMD-style ruggedized connectors for direct attachment to VNA test ports and allow the use of test port compatible adapters for best durability and stability. GORE™ VNA Microwave Test Assemblies are modular making cost-effective refurbishment practical, even after 100,000 operations. Standard length assemblies of 25", 38" and 48" are available.



Key Features

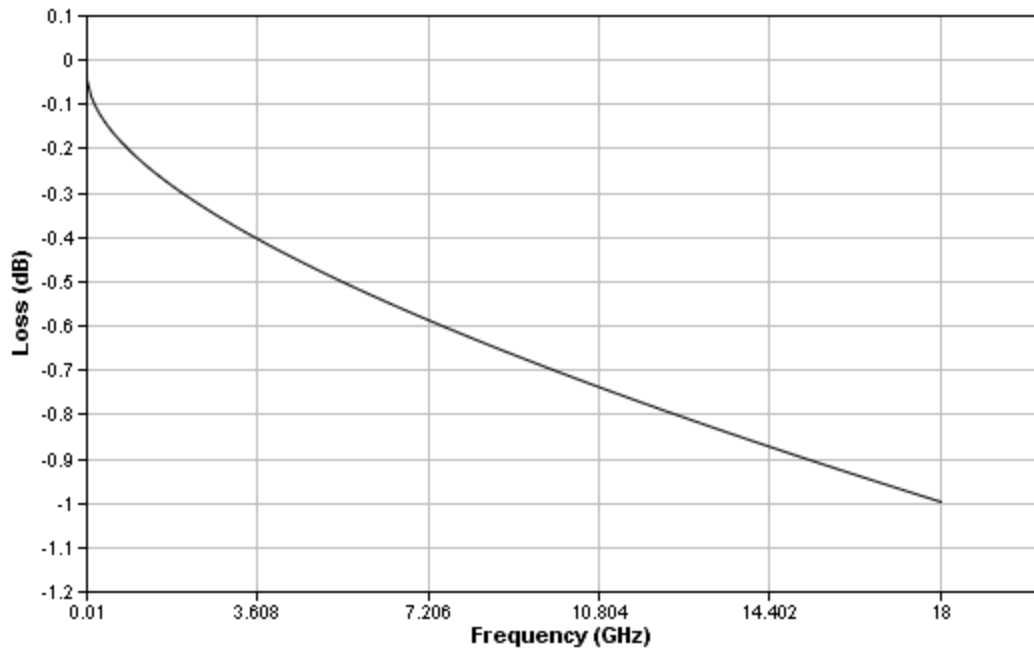
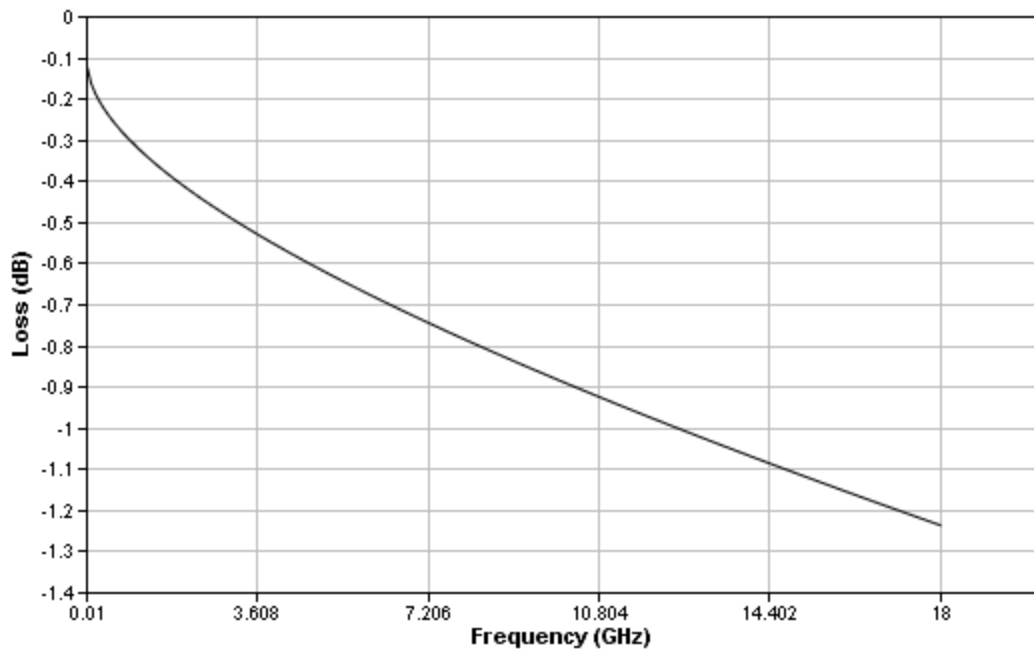
- Phase and loss stability during flexure
- Crush and torque resistant
- Ruggedized NMD port connectors
- Highly flexible

Key Benefits

- Accurate measurements
- Long service life
- VNA-port compatible
- Easy to configure to device under test needs

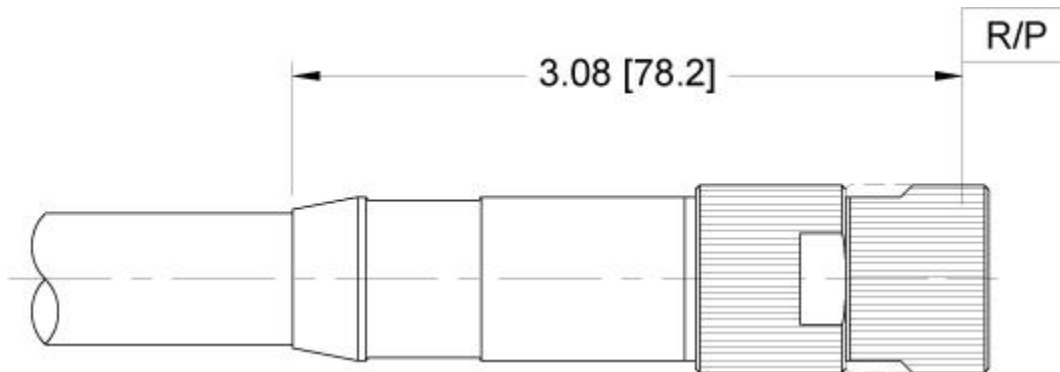
Specifications

Max Frequency GHz	18
Impedance Ohms	50
Center Conductor	Stranded
Dielectric Constant (nominal)	1.4
Velocity of Propagation	0.85
Temperature °C	20 to 30
Nominal Outer Diameter in. (mm)	0.600 (15.2)
Minimum Bend Radius (multiple bends) in. (mm)	2.25 (57.1)
Nominal Weight g/ft (g/m)	90 (295.3)
Crush Resistance lb/linear in.	800
Typical Insertion Loss dB at 18GHz	-0.9963
Guaranteed Insertion Loss dB at 18GHz	-1.2353
Guaranteed VSWR at 18GHz	1.29:1
Guaranteed Return Loss dB	-18.00
Phase Stability +/- °	2.84
Amplitude Stability +/- dB	0.08

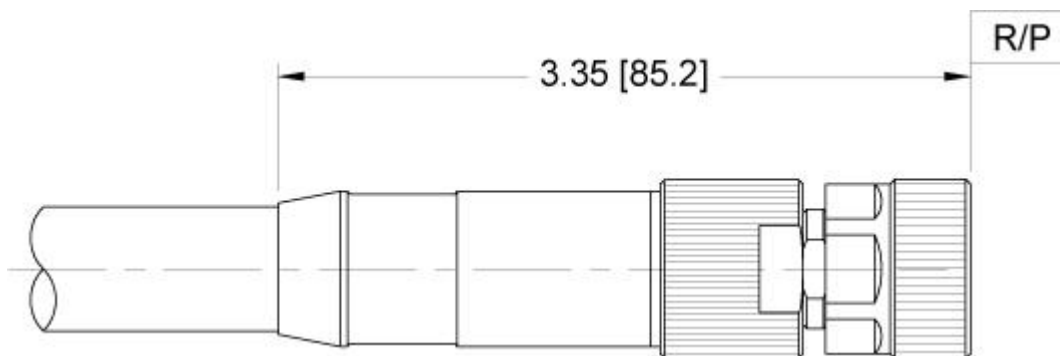
Typical Insertion Loss**Guaranteed Insertion Loss**

Connector A

Type: Straight, Family: 3.5 mm (NMD/VNA), Sex: Port Socket

**Connector B**

Type: Straight, Family: 7 mm (VNA), Sex: Sexless (Hermaphroditic)



Phone (In USA) : 1-800-445-GORE (800-445-4673) Phone (outside the US) : +1/302-292-5100

The data in this datasheet applies to standard GORE & Microwave / RF Cable Assemblies and performance may vary based on specific application conditions.