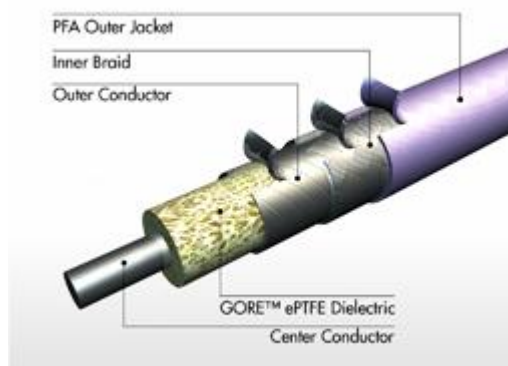


Gore Cable Assembly Builder

Microwave Assembly Part Number **G9D01D020240**

W. L. Gore & Associates has developed and proven a wide range of products specifically tailored to the RF / microwave industry. Since 1976, when Gore first introduced our microwave assemblies, Gore has remained a worldwide leader in providing custom microwave assemblies for demanding applications. Typical applications using GORE & Microwave Assemblies include: test, aerospace, defense, telecommunications and general purpose. With an unmatched history in demanding environments, you may be assured that Gore will provide the reliable products necessary to meet your individual system requirements.

GORE™ Microwave Assemblies provide superior insertion loss, phase stability, and shielding effectiveness. These assemblies offer proven solutions for your low loss, high density, wide bandwidth or high power applications. Gore offers a variety of standard cable and connector options to satisfy the needs of most RF applications from DC to 67 GHz. Applications using these high performance interconnects vary from general purpose lab to military installations on airborne, naval, and land platforms.



Key Features

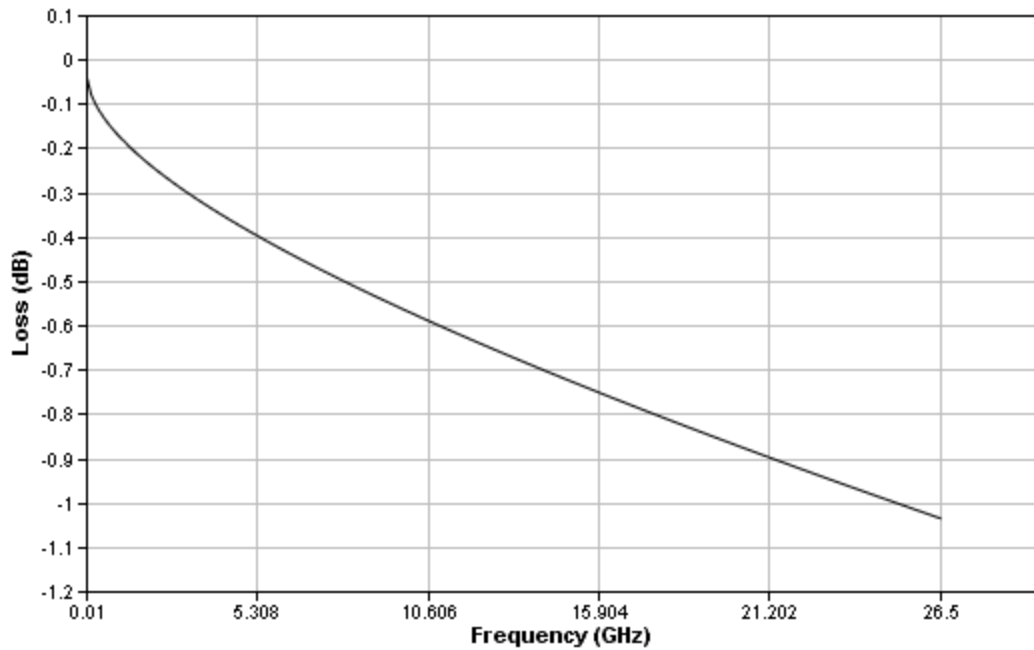
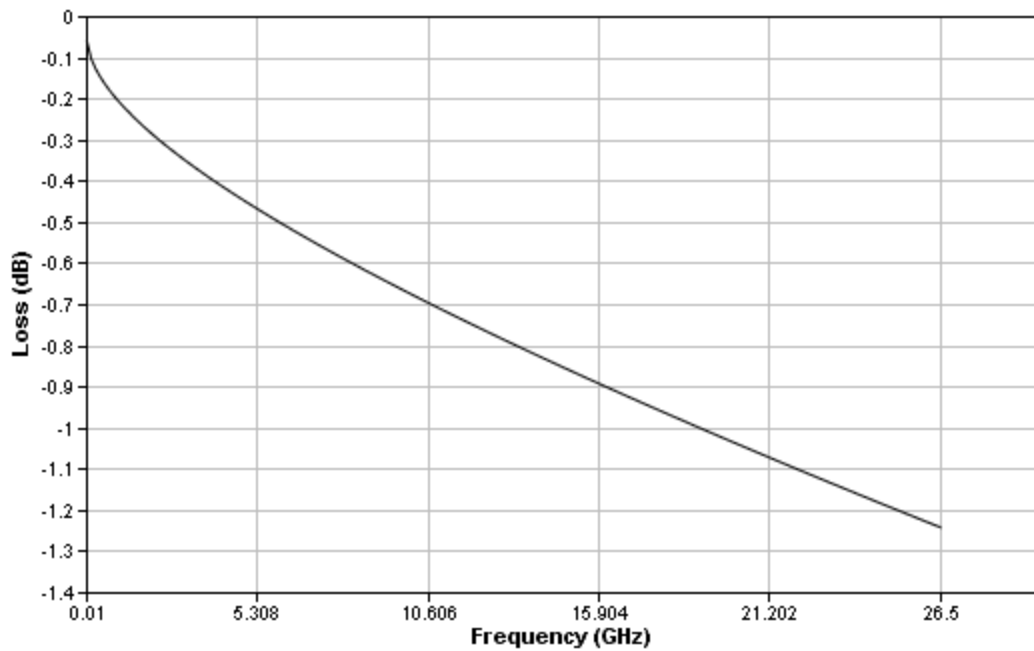
- Optimized electrical performance
- Flexible
- High-frequency options (up to 67 GHz)

Key Benefits

- Increased signal fidelity
- Easy to route/install
- Broad bandwidth capability

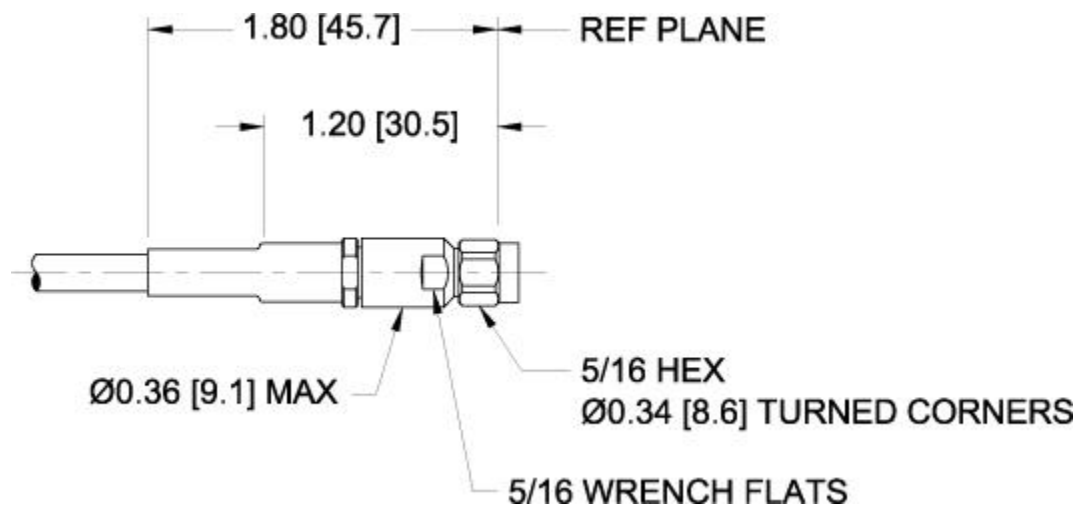
Specifications

| | |
|---|-------------|
| Max Frequency GHz | 26.5 |
| Impedance Ohms | 50 |
| Center Conductor | Solid |
| Dielectric Constant (nominal) | 1.4 |
| Velocity of Propagation | 0.85 |
| Temperature °C | -55 to 125 |
| Nominal Outer Diameter in. (mm) | 0.190 (4.8) |
| Minimum Bend Radius (multiple bends) in. (mm) | 1 (25.4) |
| Nominal Weight g/ft (g/m) | 16 (52.5) |
| Crush Resistance lb/linear in. | 50 |
| Typical Insertion Loss dB at 26.5GHz | -1.0337 |
| Guaranteed Insertion Loss dB at 26.5GHz | -1.2404 |
| Guaranteed VSWR at 26.5GHz | 1.45:1 |
| Guaranteed Return Loss dB | -14.73 |

Typical Insertion Loss**Guaranteed Insertion Loss**

Connector A

Type: Straight, Family: 3.5 mm, Sex: Pin (Plug)

**Connector B**

Type: Straight, Family: 3.5 mm, Sex: Socket (Jack)

Drawing Unavailable

Phone (In USA) : 1-800-445-GORE (800-445-4673) Phone (outside the US) : +1/302-292-5100

The data in this datasheet applies to standard GORE & Microwave / RF Cable Assemblies and performance may vary based on specific application conditions.