


## SR SERIES MASTER DEVELOPMENT SYSTEM DAUGHTER BOARD USER'S GUIDE



### DESCRIPTION

The SR Series GPS receiver module is a self-contained high-performance GPS receiver with an on-board antenna, LNA and SAW filter. Based on the SiRFstar III chipset, it provides exceptional sensitivity, even in dense foliage and urban canyons. The module's very low power consumption helps maximize runtimes in battery powered applications. With over 200,000 effective correlators, the SR Series receiver can acquire and track up to 20 satellites simultaneously in just seconds, even at the lowest signal levels. These features along with the module's standard NMEA data output make it easy to integrate, even by engineers without previous RF or GPS experience. The Linx SR Series GPS modules offer a simple, efficient and cost-effective method of adding GPS capabilities to any product.

The Master Development System daughter board contains the surface mount SR Series GPS module on a single board with through-hole headers. This small board makes prototyping with the SR Series module very easy. It should be noted that the on-board patch antenna is sensitive to PCB layout, ground plane size and product construction. As a result, performance can vary with these conditions.

### ORDERING INFORMATION

PART #	DESCRIPTION
MDEV-GPS-SR-DB	SR Series Master Development System Daughter Board

ELECTRICAL SPECIFICATIONS


Parameter	Designation	Min.	Typical	Max.	Units	Notes
POWER SUPPLY						
Supply Voltage	V <sub>CC</sub>	3.0	–	4.3	VDC	–
Supply Current	I <sub>CC</sub>					1
Peak		–	31	49	mA	–
Sleep		–	<0.1	–	mA	–
Backup Battery Voltage	V <sub>BAT</sub>	1.3	–	6.0	VDC	–
Backup Battery Current	I <sub>BAT</sub>	–	10	–	µA	–
ENVIRONMENTAL						
Operating Temperature Range	–	-30	–	+85	°C	–
Storage Temperature Range	–	-40	25	+85	°C	–

Table 1: SR Series Receiver Specifications

Notes:

- 1. V<sub>CC</sub> = 3.3V

Please see the SR Series GPS Module Data Guide for full specifications, features and operation instructions.



**\*CAUTION\***

This product incorporates numerous static-sensitive components. Always wear an ESD wrist strap and observe proper ESD handling procedures when working with this device. Failure to observe this precaution may result in module damage or failure.

PIN ASSIGNMENTS

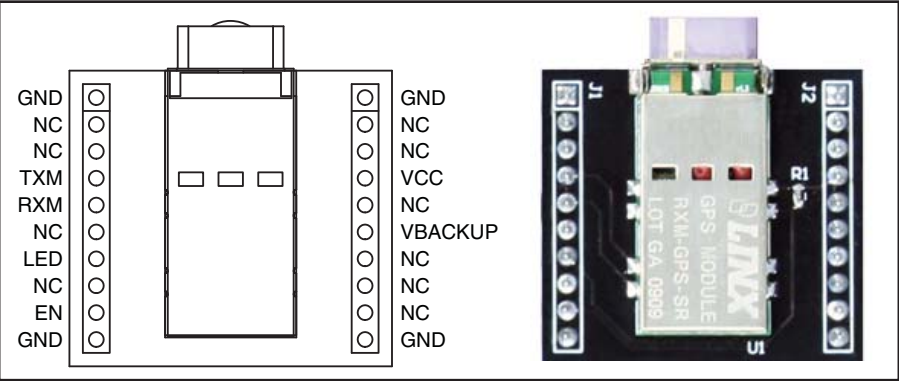


Figure 1: MDEV-GPS-SR-DB Pin Assignments

PCB LAYOUT

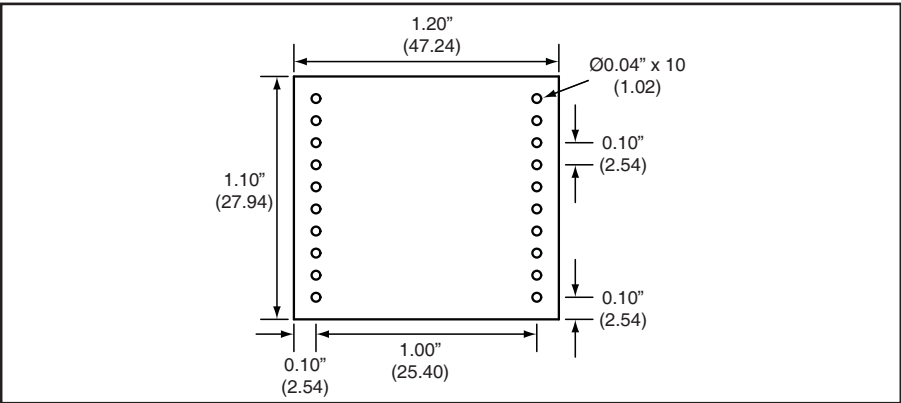


Figure 2: MDEV-GPS-SR-DB PCB Layout Dimensions

The daughter board uses 0.02" diameter round header pins on 0.1" centers. These headers can be soldered directly to the PCB or plugged into a matching socket to enable easy removal.

SCHEMATIC

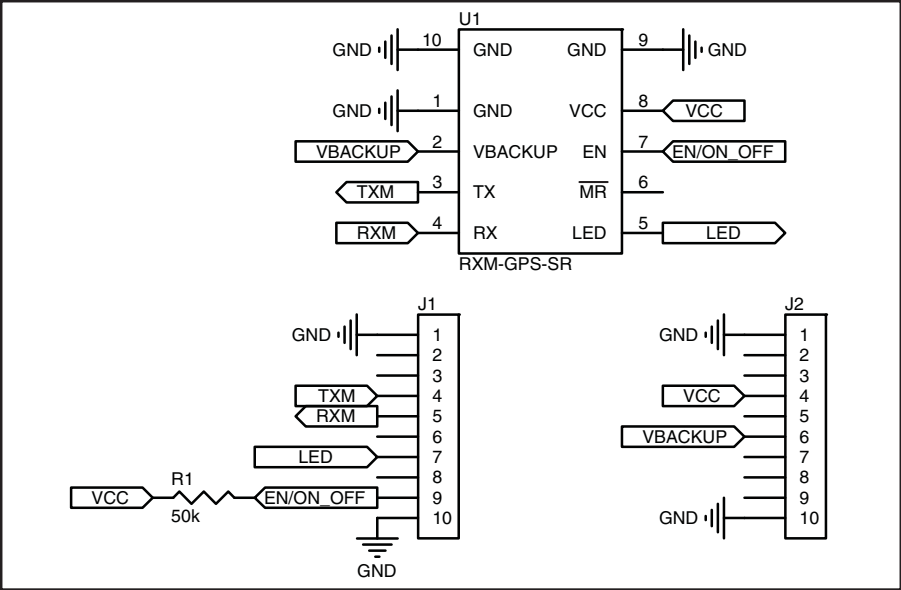


Figure 3: MDEV-GPS-SR-DB Schematic



## **U.S. CORPORATE HEADQUARTERS**

### **LINX TECHNOLOGIES**

**159 ORT LANE  
MERLIN, OR 97532**

**PHONE: (541) 471-6256**

**FAX: (541) 471-6251**

**[www.linxtechnologies.com](http://www.linxtechnologies.com)**

### **Disclaimer**

---

Linx Technologies is continually striving to improve the quality and function of its products. For this reason, we reserve the right to make changes to our products without notice. The information contained in this Data Guide is believed to be accurate as of the time of publication. Specifications are based on representative lot samples. Values may vary from lot-to-lot and are not guaranteed. "Typical" parameters can and do vary over lots and application. Linx Technologies makes no guarantee, warranty, or representation regarding the suitability of any product for use in any specific application. It is the customer's responsibility to verify the suitability of the part for the intended application. NO LINX PRODUCT IS INTENDED FOR USE IN ANY APPLICATION WHERE THE SAFETY OF LIFE OR PROPERTY IS AT RISK.

Linx Technologies DISCLAIMS ALL WARRANTIES OF MERCHANTABILITY AND FITNESS FOR A PARTICULAR PURPOSE. IN NO EVENT SHALL LINX TECHNOLOGIES BE LIABLE FOR ANY OF CUSTOMER'S INCIDENTAL OR CONSEQUENTIAL DAMAGES ARISING IN ANY WAY FROM ANY DEFECTIVE OR NON-CONFORMING PRODUCTS OR FOR ANY OTHER BREACH OF CONTRACT BY LINX TECHNOLOGIES. The limitations on Linx Technologies' liability are applicable to any and all claims or theories of recovery asserted by Customer, including, without limitation, breach of contract, breach of warranty, strict liability, or negligence. Customer assumes all liability (including, without limitation, liability for injury to person or property, economic loss, or business interruption) for all claims, including claims from third parties, arising from the use of the Products. The Customer will indemnify, defend, protect, and hold harmless Linx Technologies and its officers, employees, subsidiaries, affiliates, distributors, and representatives from and against all claims, damages, actions, suits, proceedings, demands, assessments, adjustments, costs, and expenses incurred by Linx Technologies as a result of or arising from any Products sold by Linx Technologies to Customer. Under no conditions will Linx Technologies be responsible for losses arising from the use or failure of the device in any application, other than the repair, replacement, or refund limited to the original product purchase price. Devices described in this publication may contain proprietary, patented, or copyrighted techniques, components, or materials. Under no circumstances shall any user be conveyed any license or right to the use or ownership of such items.

---