

global solutions :  
local support™

## Grid Dish Parabolic Antenna 2400 to 2485 MHz Operation

The 2.4GHz parabolic grid directional antennas offered by Laird Technologies utilize a patented parabolic grid design with a patented high performance dipole feed. The antennas are constructed of welded steel wires which are galvanized and then powder coat painted with a light gray epoxy paint. The wire grid semi-parabolic design offers unsurpassed low wind loading while maintaining good RF performance. The compact low visual impact attractive styling blends well in almost any application. Mounting is simplified with the Laird Technologies bracket system made of galvanized steel with stainless steel hardware. A super heavy duty "HD" bracket system is available for the 24dB grid. The antennas come with a 30" pigtail with choice of N male, N female or RPSMA connector.

### Features and Benefits:

- 15dBi, 19dBi and 24dBi models available
- Rugged and weatherproof
- Ultra low wind loading and low visual impact
- Vertical or horizontal polarization
- Various connector choices
- Super HD bracket 24dBi model available for greater stability

### Applications

- 2.4GHz wireless LAN applications
- Client antennas
- 802.11b/g applications
- Point-to-point backhaul

For sales information:

Telephone 800-323-3757

E-Mail [sales@pacwireless.com](mailto:sales@pacwireless.com)

or visit: [www.pacwireless.com](http://www.pacwireless.com)

## Specifications

Parameter	Model	Min	Typ	Max	Units
Frequency Range		2400		2485	MHz
Gain	GD24-15 GD24-19 GD24-24		15 19 24		dBi
3dB Beamwidth	GD24-15 GD24-19 GD24-24		17V, 21H 11V, 17H 8V, 10H		Deg
Front to Back	GD24-15 GD24-19 GD24-24		17 22 25		dB
VSWR			1.5:1		
Impedance			50		OHM
Input Power				100	W
Operating Temperature		-40		+70	Deg C
Pole Size		1" (25)		2" (50)	In (mm)
Weight	GD24-15 GD24-19 GD24-24		4 (1.8) 6 (2.7) 11 (5)		Lbs (kg)
Dimension (W x L)	GD24-15 GD24-19 GD24-24		12 x 16" (305 x 406) 16.5 x 24" (419 x 610) 28.5 x 36" (724 x 914)		In (mm)
Bracket Tilt		45			Deg

## Wind Loading (Lbs.)

Model	Sq. In	100MPH	125MPH	100MPH 1/2" radial ice
GD24-15	40	10	15.6	48
GD24-19	79	20	31	99
GD24-24	163	41	64	257

## System Ordering:


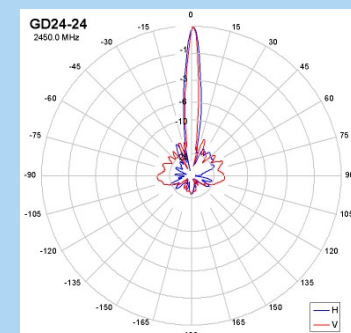
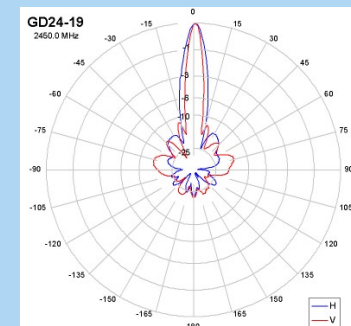
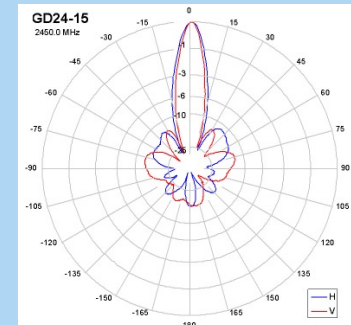
GD24 - p - - - -  
 15 NM (N Male)  
 19 NF (N Female)  
 24 RSMA (RPSMA)

\*Super HD Bracket System Now Available for 24dBi Grid. Add "HD" as prefix to part number. Example: HDGD24-24P-NF

Any information furnished by Laird Technologies and its agents is believed to be accurate and reliable. Responsibility for the use and application of Laird Technologies materials rests with the end user since Laird Technologies and its agents cannot be aware of all potential uses. Laird Technologies makes no warranties as to the fitness, merchantability, or suitability of any Laird Technologies materials or products for any specific or general uses. Laird Technologies shall not be liable for incidental or consequential damages of any kind. All Laird Technologies products are sold pursuant to the Laird Technologies domestic terms and conditions of sale in effect from time to time, a copy of which will be furnished upon request.

Specifications subject to change without notice.

## Antenna Patterns



HD Bracket also available

## Notes:

- All shipments F.O.B. Schaumburg, IL 60173
- All antennas carry a 2 Year Warranty