

Anaren High Frequency Chip Resistor



Electrical Specifications:

	Room (25 °C)		
	Min.	Typ.	Max.
Resistance (Ω)	47.5	50	52.5
TCR (ppm / °C)	-300		+300
Power (W)			0.5
Operating Temperature (°C)	-55		150
Frequency Range (GHz)	DC		18
Return Loss (dB)			10

Specifications subject to change with out notice.

Features:

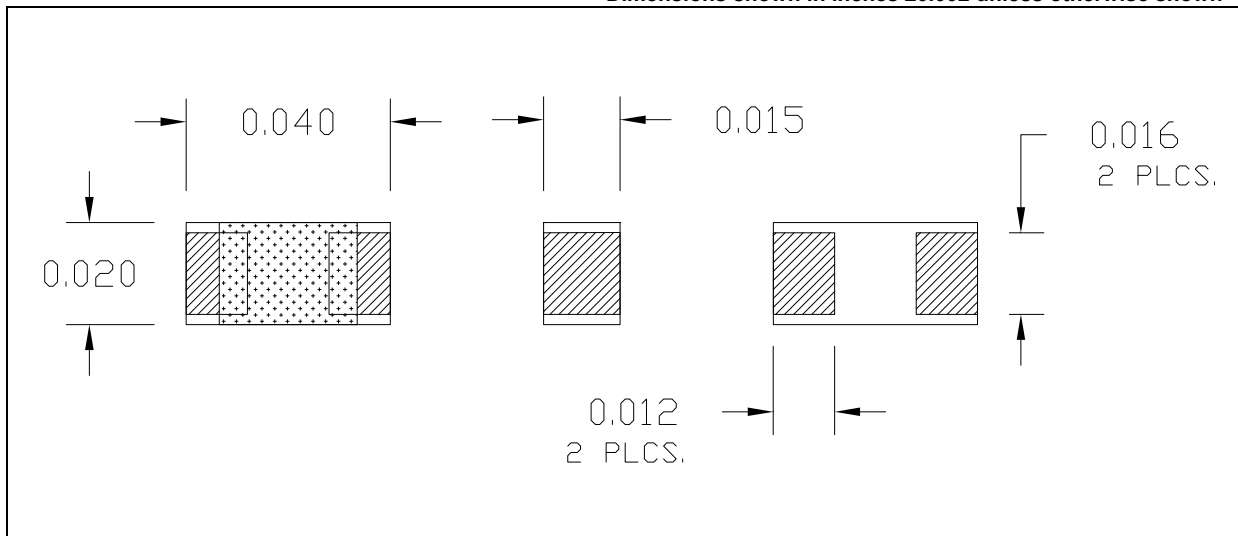
- RF Performance up to 18 GHz
- 50 Ω
- 15 mil 96 % Alumina
- Non-Nichrome Resistive Element
- Terminals:
Gold
- Epoxy Attach
- Wire Bondable
- Tolerance 5%

Description

- Thick Film dual wrap chip resistor with gold terminals.
- Terminals can be wire bonded.
- Other values available.
- Base Material is 15 mil 96% Alumina.

Outline Drawing

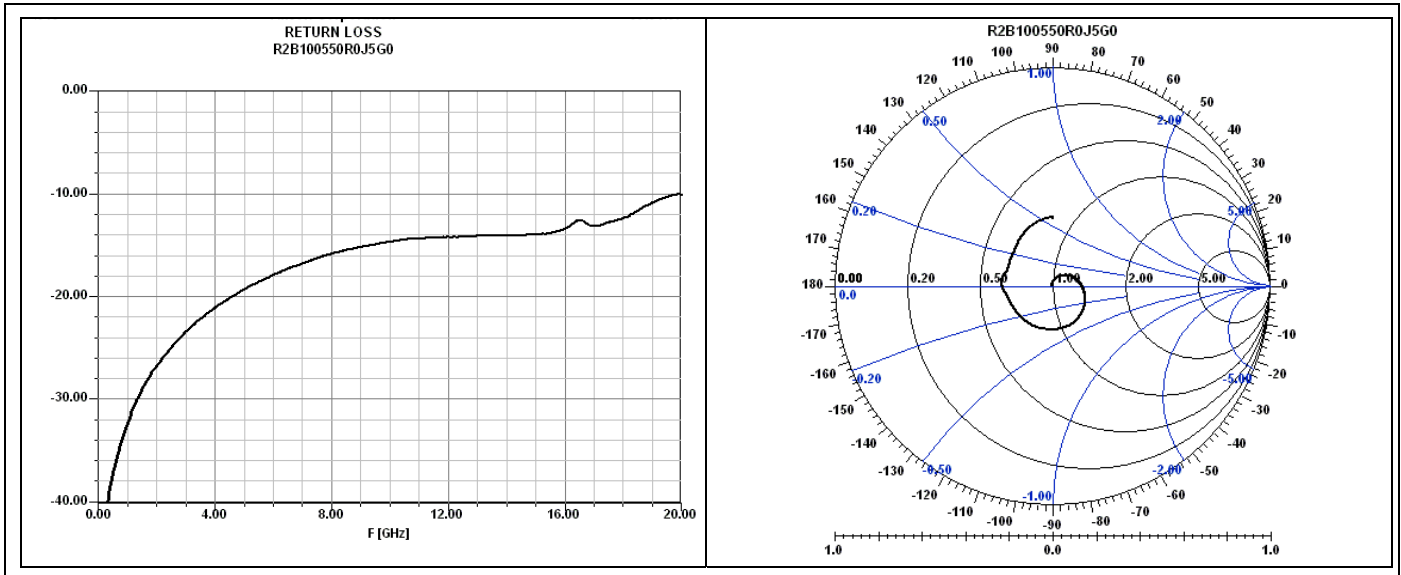
Dimensions shown in inches ± 0.002 unless otherwise shown



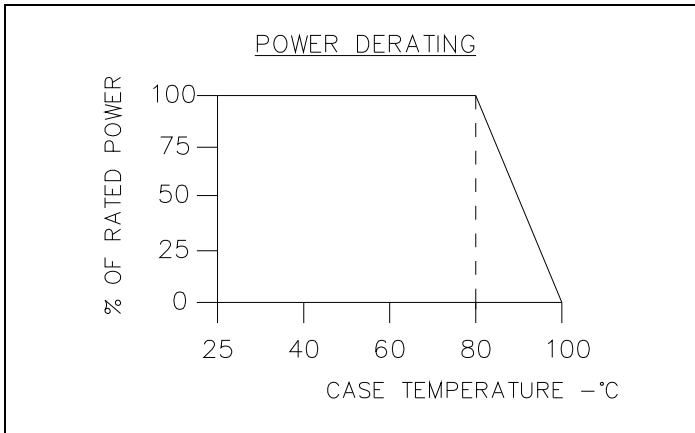
R2B100550R0J5G0 (097) Rev D



Performance Specifications:

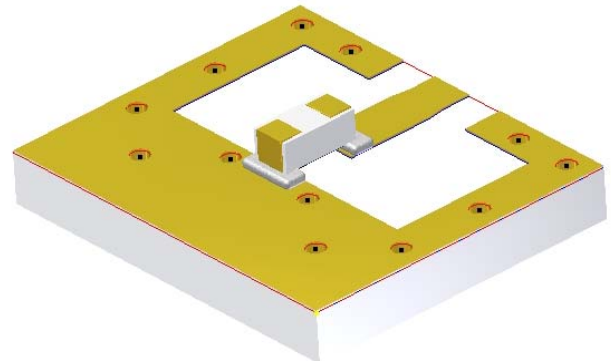


Power De-rating:



Suggested Mounting:

Epoxy mount with resistive side down.



Description of Standard Tests as specified by options in Part Number

Parameter	Change in Resistance		Test Method
	Limit	Typical	
Resistance	± 5%	50 Ω	Measurement at 25°C
T.C.R (ppm / °C)	± 300	115	Measurement at +25°C to -55°C and +25°C to +125°C
Overload (Short Time)	±2%	±0.5%	Rated Voltage x 2 5 for 5 seconds
Thermal Shock	±0.5%	±0.3%	-55°C (30 minutes), +125°C (30 minutes), 100 cycles
Life Test	±3%	±1%	70°C ± 2°C, 1000 hours, 1.5 hr ON, 0.5 hr OFF cycle
High Temperature Exposure	±1%	±0.3%	+125°C, 1000 hours +155°C, 1000 hours

R2B100550R0J5G0 (097) Rev D

USA/Canada: (315) 432-8909
Toll Free: (800) 544-2414
Europe: +44 2392-232392

Available on Tape and Reel For Pick and Place Manufacturing.



Anaren
What'll we think of next?™