

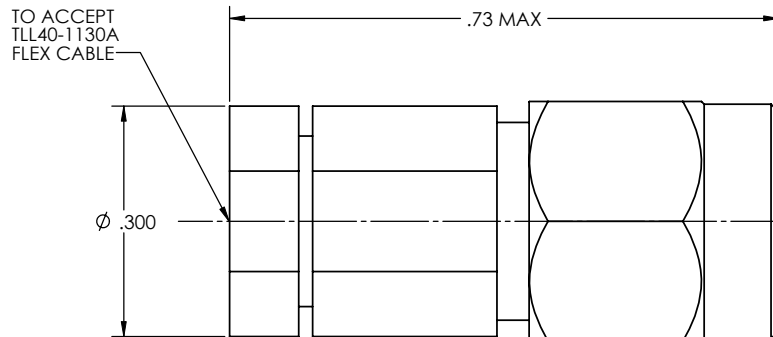
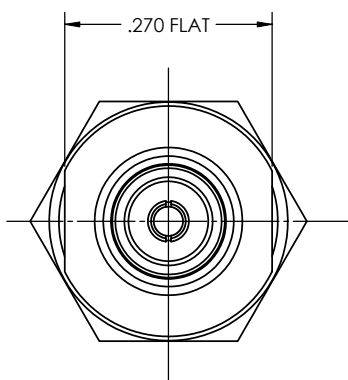
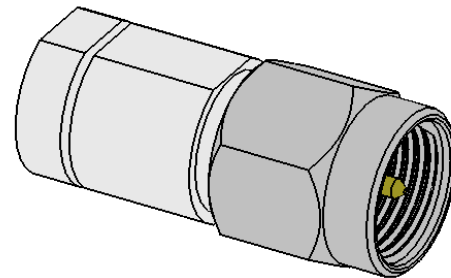
4

3

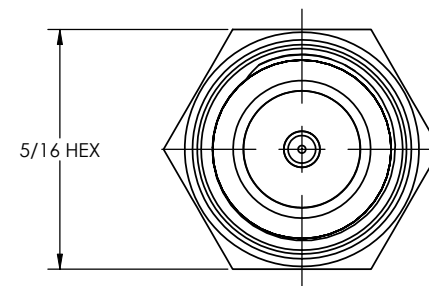
2

1

| REVISIONS | | | |
|-----------|-------------|----------|----|
| REV | DESCRIPTION | DATE | BY |
| A | ECO 21293 | 05.19.08 | YP |
| | | | |
| | | | |



HIGH PERFORMANCE SMA MALE



NOTE(S):

1. SOLDER SLEEVE AND RETAINING BOLT TO BE SHIPPED UNASSEMBLE.

| MATERIAL: | ELECTRICAL: | MECHANICAL: | ENVIRONMENTAL: |
|--|---|---|---|
| BODY, NUT, RETAINING BOLT: 303 SST PER ASTM A-582 CENTER CONDUCTOR, SOLDER SLEEVE & RETAINING BOLT: BeCu ALLOY PER ASTM B-196 INSULATOR: TEFLON CABLE INSERT: BRASS ALLOY PER ASTM B-16 | Impedance: 50 Ohms Nom. Freq. Range: DC TO 26 GHz VSWR: 1.25 Max Insertion Loss: .20 dB Max Working Voltage: 165 Vrms @ Sea Level Dielectric Withstand Voltage: 500 Vrms RF HiPot Voltage: 250 Vrms Min @ 5MHz Corona Level: 125 Vrms @ 70,000 ft Insulation Resistance: 5000 Mohms Contact Resistance: Center Conductor: 2.0 Milliohms | Mating Characteristics: High performance SMA Male Force To Engage & Disengage: Torque: 2 inch-pounds max Longitudinal Force: NA Connector Durability: 500 cycles min @ 12 cycles/minute max Coupling Proof Torque: 15 inch-pounds min. Coupling Mech. Retention: 60 pounds min. | Temp. Range: -65°C to +165°C Thermal Shock: MIL-STD-202, Method 107, Test Cond. B Moisture Resistance: MIL-STD-202, Method 106. Insulation resistance at least 200 MegaOhms within 5 minutes after removal from humidity Corrosion: MIL-STD-202, Method 101, Test Cond. B Vibration: MIL-STD-202, Method 204, Test Cond. D Shock: MIL-STD-202, Method 213, Test Cond. I |

| FINISH: | APPLICABLE TENSOLITE DOCUMENTS | TOLERANCES AND NOTES EXCEPT AS NOTED | MATERIAL | SIZE | SPECIFICATION | PROCUREMENT | | | | | | | | | | |
|---|---|--|--------------|--------------|---------------|-------------|--------|--|--|-------------------|------|--------|----------|----------------|---|---|
| CENTER CONDUCTOR; SOLDER SLEEVE GOLD PLATE PER ASTM B-488 OVER NICKEL PLATE PER AMS-QQ-N-290 BODY, NUT, RETAINING BOLT: PASSIVATED PER ASTM A-967 OR AMS-QQ-P-35 | <table border="1"> <thead> <tr> <th>WORK STANDARD</th> <th>PROD INSTRUC</th> <th>ASSY INSTRUC</th> </tr> </thead> <tbody> <tr> <td>NA</td> <td>NA</td> <td>AI 627</td> </tr> </tbody> </table> | WORK STANDARD | PROD INSTRUC | ASSY INSTRUC | NA | NA | AI 627 | DIMENSIONS ARE IN INCHES. LINEAR XX ± .015 ANGULAR ± 1/2° FRACTION ± 1/32 1. MACHINE FINISH ✓ RMS 2. BREAK ALL SHARP EDGES .005 MAX. 3. MACHINED FILLETS .005 MAX. 4. MACHINED SURFACES SQUARE TO RESPECTIVE AXIS WITHIN .005 INCHES PER INCH. 5. MACHINED DIAMETERS CONCENTRIC WITHIN .002 I.R. 6. DIMENSIONS TO BE MET BEFORE PLATING. 7. CHAMFER ALL THREADS 45°. 8. THREADS PER 1129. 9. REMOVE FRAYED EDGES ON TEFLON. 10. REMOVE ALL BURRS. | <table border="1"> <thead> <tr> <th>APPROVAL INITIALS</th> <th>DATE</th> </tr> </thead> <tbody> <tr> <td>YYPHAN</td> <td>06.27.07</td> </tr> </tbody> </table> | APPROVAL INITIALS | DATE | YYPHAN | 06.27.07 | 8:1 C 30990 | HIGH PERFORMANCE CABLES & INTERCONNECT SYSTEMS Long Beach, California 90815-1762 | TITLE: HIGH PERFORMANCE SMA MALE FOR TLL40-1130A SUB-DIRECTORY/FILE NAME: SHEET 1 OF 1 |
| WORK STANDARD | PROD INSTRUC | ASSY INSTRUC | | | | | | | | | | | | | | |
| NA | NA | AI 627 | | | | | | | | | | | | | | |
| APPROVAL INITIALS | DATE | | | | | | | | | | | | | | | |
| YYPHAN | 06.27.07 | | | | | | | | | | | | | | | |
| ENG-DWG REV. A | NOTICE THIS DRAWING EMBODIES A CONFIDENTIAL PROPRIETARY DESIGN ORIGINATED BY TENSOLITE COMPANY AND ALL DESIGN, MANUFACTURING, REPRODUCTION, USE AND SALE RIGHTS REGARDING THE SAME ARE EXPRESSLY RESERVED. IT IS SUBMITTED UNDER A CONFIDENTIAL RELATIONSHIP FOR A SPECIFIED PURPOSE AND THE RECIPIENT AGREES BY ACCEPTING THIS DRAWING NOT TO SUPPLY OR DISCLOSE ANY INFORMATION REGARDING IT TO ANY UNAUTHORIZED PERSON TO INCORPORATE IN OTHER PRODUCTS ANY SPECIAL FEATURES SPECIFIC TO THIS DESIGN. ALL PATENT RIGHTS HERETO ARE EXPRESSLY RESERVED BY TENSOLITE COMPANY, LONG BEACH, CALIFORNIA 90815. | TITLE: HIGH PERFORMANCE SMA MALE FOR TLL40-1130A DRAWING NO. 5755-5CCSF | REV. A | | | | | | | | | | | | | |

4

3

2

1