

Key Features

- Wide band, 10 MHz ~ 25.0 GHz
- Low insertion loss, 0.50 dB typ.
- 1.25:1 VSWR
- 16V DC voltage handling
- 2 W CW power handling
- Precision machined housing
- RoHS compliant

Applications

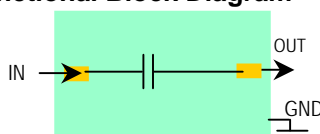
- Up to 25 GHz Band
- Satellite communications
- Broadcast
- RF bench test
- Mobile base station applications



Absolute Maximum Ratings

Input Power, CW	33 dBm
DC Voltage	16 V
Storage Temperature	-40°C to +85°C

Functional Block Diagram



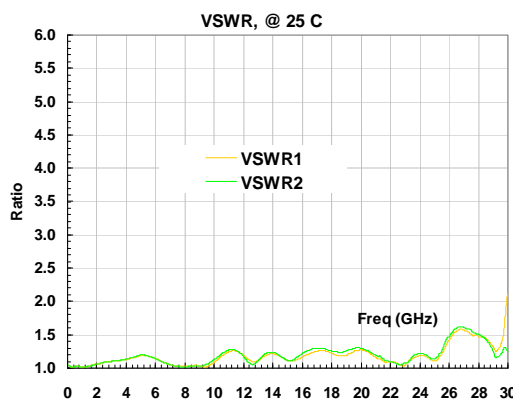
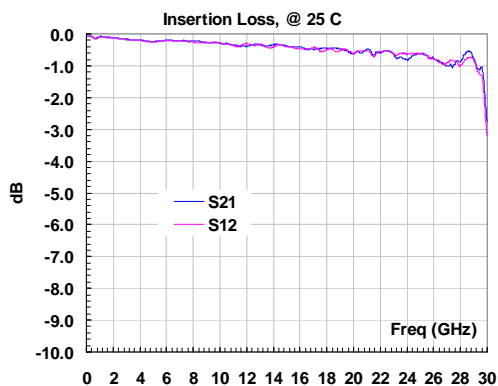
Ordering Information

Model
WDCB00250A

Specifications (Tested at +25°C)

Item	Symbol	Test Constraints	Min	Typ	Max	Unit
Frequency Range	BW	50 Ohm Impedance	0.01		25.0	GHz
Insertion Loss	S_{21} , S_{31}	0.01 – 25 GHz		0.5	1.0	dB
VSWR	SWR_i	0.01 – 25 GHz		1.25:1	1.5:1	Ratio
Maximum Power Handling	P_{MAX}	0.01 – 25 GHz, CW			33	dBm
Maximum DC Voltage	V_{DCMAX}				16	V
Operating Temp	T_o		-40		+85	°C

Typical Performance



Package Outline Drawing

Units: INCH
[mm]

