NOTES:
1) DRAWINGS IN ACCORDANCE WITH STANDARD ANSI Y14.5M-1994.
2) UNTOLERANCED DIMENSIONS LOCATING TRUE POSITION ARE BASIC.
3) THIS DOCUMENT CONTAINS PROPRIETARY INFORMATION AND IS COPYRIGHTED. EXCEPT WITH THE WRITTEN PERMISSION OF SPECTRUM CONTROL, INC. OR ITS SUBSIDIARIES, SUCH INFORMATION SHALL NOT BE PUBLISHED OR DISCLOSED TO OTHERS, OR USED FOR ANY PURPOSE AND THIS DOCUMENT SHALL NOT BE DUPLICATED IN WHOLE OR IN PART.
4) RATED VOLTAGE: 250 VAC
5) RATED CURRENT: 12 AMP
6) OPERATING FREQUENCY: 50 / 60 Hz
7) TEST VOLTAGE (1 MIN):
   A) LINE-TO-GROUND: 1500 VAC
   B) LINE-TO-LINE: 1500 VDC
8) INSULATION RESISTANCE:
   (LINE-TO-GROUND): ≥ 3000 MOhm

	INSERTION LOSS (dB)						
FREQUENCY (MHz)	.15	.45	1	2	5	10	30
COMMON MODE	60	80	80	80	80	60	40
DIFFERENTIAL MODE	40	80	80	80	75	65	40

L1, L2 = 2 x 3.5mH
Cx1, Cx3 = 0.47uF
Cx2 = 1.0uF
Cy1 - Cy4 = 4700pF
R = 1MOhm

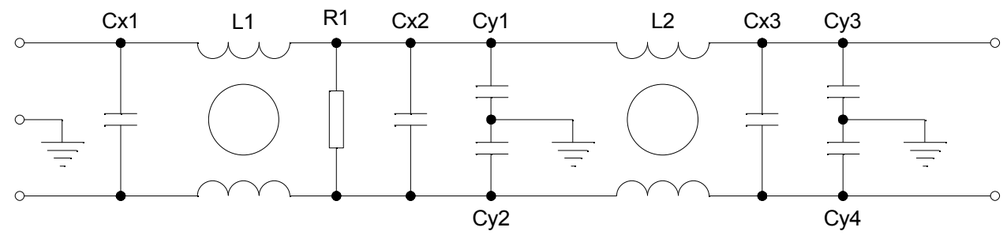

CIRCUIT DIAGRAM

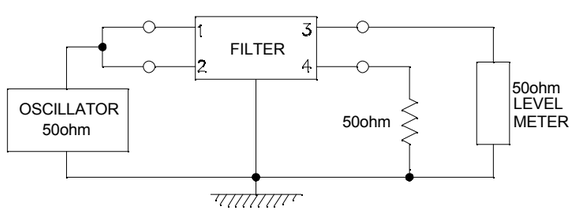

MEASUREMENT CONFIGURATION
COMMON MODE

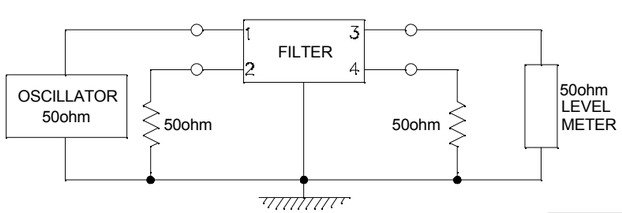

MEASUREMENT CONFIGURATION
NORMAL MODE

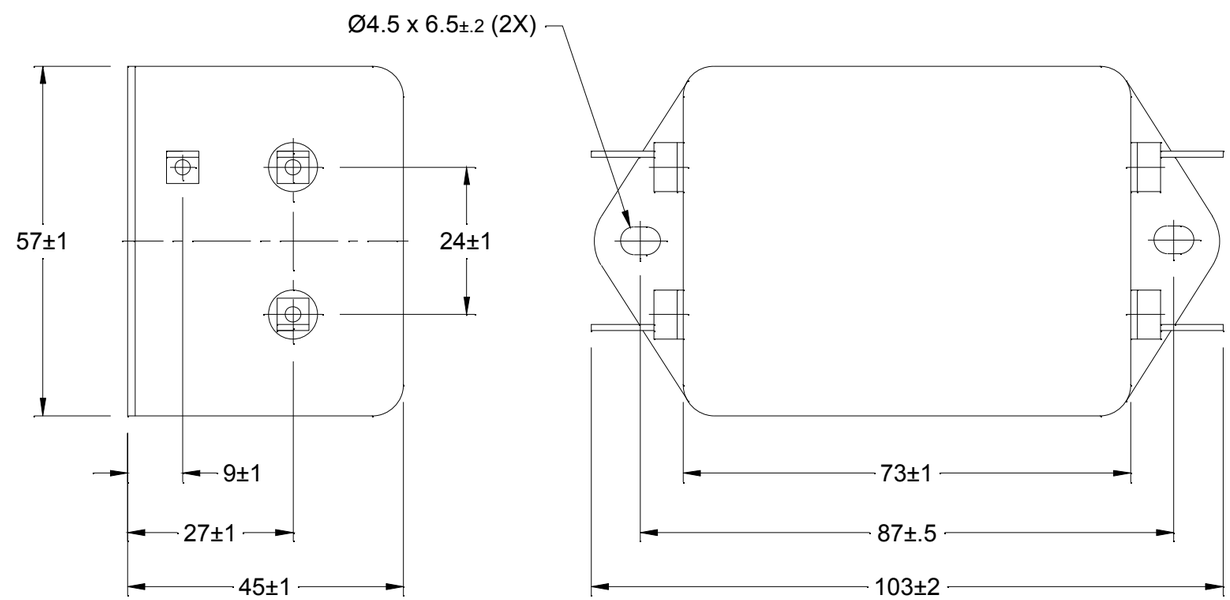

REV NO	CHANGE NOTICE	
00	CN 43240-ENG	

UNLESS OTHERWISE SPECIFIED DIMENSIONS ARE IN MILLIMETERS

DO NOT SCALE

THIRD ANGLE PROJECTION

TOLERANCES UNLESS OTHERWISE SPECIFIED
DECIMAL X. ± .76
DECIMAL X.X ± .25
DECIMAL X.XX ± .13
ANGLES ± 0° 30'
CODE IDENT. NUMBER 0LSP2

SPECTRUM CONTROL INC.

FAIRVIEW PENNSYLVANIA

DWN. Hassett
DATE 7-23-08
ENGR K. LEFAIVER
SHEET 1 OF 1

Description: FILTER

12-MMF-012-11-A

Quality Products From The Specialists In Electro-Magnetic Compatibility